

# 2022

## Annual Report

### Canada Community- Building Fund BC



# Acknowledgements

This Annual Report covers the disbursements and expenditures of the Canada Community-Building Fund for the period of January 1, 2022 to December 31, 2022, and is in accordance with reporting requirements outlined in Schedule D of the 2014-2024 Administrative Agreement on the Canada Community-Building Fund in British Columbia between Canada, the Province of British Columbia, and the Union of British Columbia Municipalities. This report provides an overview of the projects reported by Ultimate Recipients in 2022, and includes the results of the annual UBCM Canada Community Building Fund (Appendix B), The Financial Report Table (Appendix A) and a detailed list of all projects reported in 2022 (Appendix C).



City of Langford / Station Avenue Revitalization

# Letter of Transmittal



The Union of BC Municipalities is pleased to convey the 2022 Annual Report for the Canada Community-Building Fund in British Columbia.

This regular investment enables local governments to meet the needs of growing communities with vibrant cultural amenities, upgraded utilities, and the core services needed for British Columbians to thrive.

In 2022, CCBF funded as many as 920 projects throughout BC that ranged from recreational facilities to wastewater programs, from community energy systems to broadband connectivity upgrades, and more. The diversity of these projects demonstrates the program's effectiveness in meeting the complex needs of BC's communities. CCBF in BC demonstrates the best of what happens when all orders of government work collaboratively. With symbiotic priorities and respect for jurisdictional expertise, BC neighbourhoods thrive.

CCBF funding has become a critical resource for BC local governments to meet the needs of their residents, supporting productivity and economic growth, clean environment, and strong cities and communities. It is our pleasure to administer the CCBF on behalf of the Government of Canada and the Province of British Columbia. We look forward to many more projects that will strengthen BC communities with sustainable infrastructure and amenities.

Councillor Trish Mandewo  
UBCM President

# Contents

Acknowledgements .....	2
Letter of Transmittal .....	3
Canada Community-Building Fund in British Columbia .....	5
Program Streams .....	6
Strategic Priorities Fund .....	7
Community Works Fund .....	8
Greater Vancouver Regional Fund .....	9
Summary of Reporting Period .....	10
Investment Category Overview	
Local Roads, Bridges, and Active Transportation .....	11
Public Transit .....	14
Recreation and Sport .....	15
Drinking Water .....	18
Wastewater and Stormwater .....	20
Solid Waste .....	22
Community Energy Systems .....	24
Cultural and Tourism Infrastructure .....	26
Additional Investment Categories .....	30
Capacity Building .....	32
Greater Vancouver Regional Fund .....	33
Asset Management .....	34
Local Government Outreach .....	36
Recipient-led Communications .....	37
Communications and Signage .....	38
Unspent Funds Survey .....	39
Appendix A: Financial Report Table .....	41
Appendix B: Results of the Annual Canada Community-Building Fund Audit .....	42
Appendix C: List of all Projects Reported in 2022 .....	49

# Canada Community-Building Fund in British Columbia

The Canada Community-Building Fund (CCBF) provides dedicated and predictable federal funding for investments in infrastructure priorities that directly benefit communities across Canada. The CCBF currently delivers \$2.2 billion nationally to all provinces and territories for municipal and regional projects.

In British Columbia, the CCBF program is administered by the Union of BC Municipalities (UBCM) through a tripartite agreement between the Government of Canada, the Province of BC, and the UBCM. The Agreement sets out the terms and conditions of the program, including the allocation formula, program delivery, and eligible investment categories. British Columbia's share of the CCBF transfer equates to over \$300 million annually. Local governments utilize these funds for critical local services such as the provision of safe water, reliable public transit, and access to recreational facilities.

This 2022 Canada Community Building Fund Annual Report provides an overview of CCBF investments in BC from January 1, 2022, to December 31, 2022. During this period, UBCM transferred \$489 million of CCBF funding to local governments and TransLink through three distinct funding programs: the Community Works Fund; the Strategic Priorities Fund; and the Greater Vancouver Regional Fund.

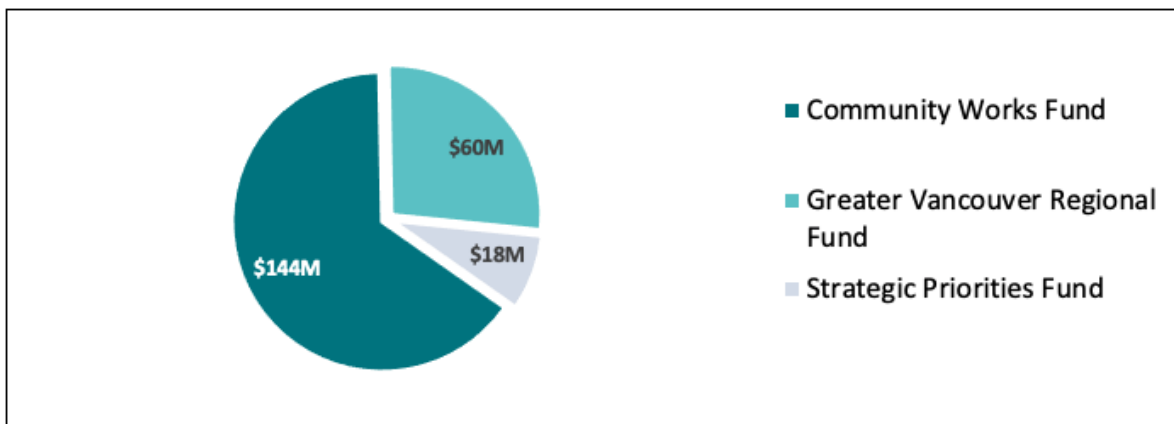
Some of this year's highlights include:

- \$489 million transferred to CCBF recipients;
- \$225 million in reported CCBF spending by recipients;
- 920 distinct projects reported, including 303 new; 220 ongoing; and 420 completed;
- 125 kilometers of new or upgraded road, sidewalk and multi-use path completed;
- 6 kilometers of drinking water pipe installed or improved, and;
- 46 new or upgraded public parks.
- Record expenditure in the Local Roads, Bridges, and Active Transportation and the Recreation and Sport Infrastructure categories;

# Program Streams

The Canada Community-Building Fund is delivered in BC through three distinct program streams: the Strategic Priorities Fund (SPF); the Community Works Fund (CWF); and the Greater Vancouver Regional Fund (GVRF).

Program Stream	2022 Expenditure	2022 Project Count
Strategic Priorities Fund	\$17,993,530	24
Community Works Fund	\$143,756,895	883
Greater Vancouver Regional Fund	\$59,519,931	13



District of Sechelt / Sechelt Airport Runway Lighting Upgrade

# Strategic Priorities Fund

The Strategic Priorities Fund (SPF) is an application-based grant available to local governments outside of the Metro Vancouver region that supports projects that are large in scale, regional in impact or innovative. SPF intakes in 2015, 2017 and 2022 resulted in the approval of 220 projects totalling over \$398 million in CCBF funding.

The 2022 intake was the final intake of the 2014 – 2024 CCBF agreement. This intake resulted in 45 approved projects with a funding commitment of \$103.5 million.

In 2022, 24 SPF projects utilized nearly \$18 million in funding from the CCBF and 19 of these were completely constructed during the program year.

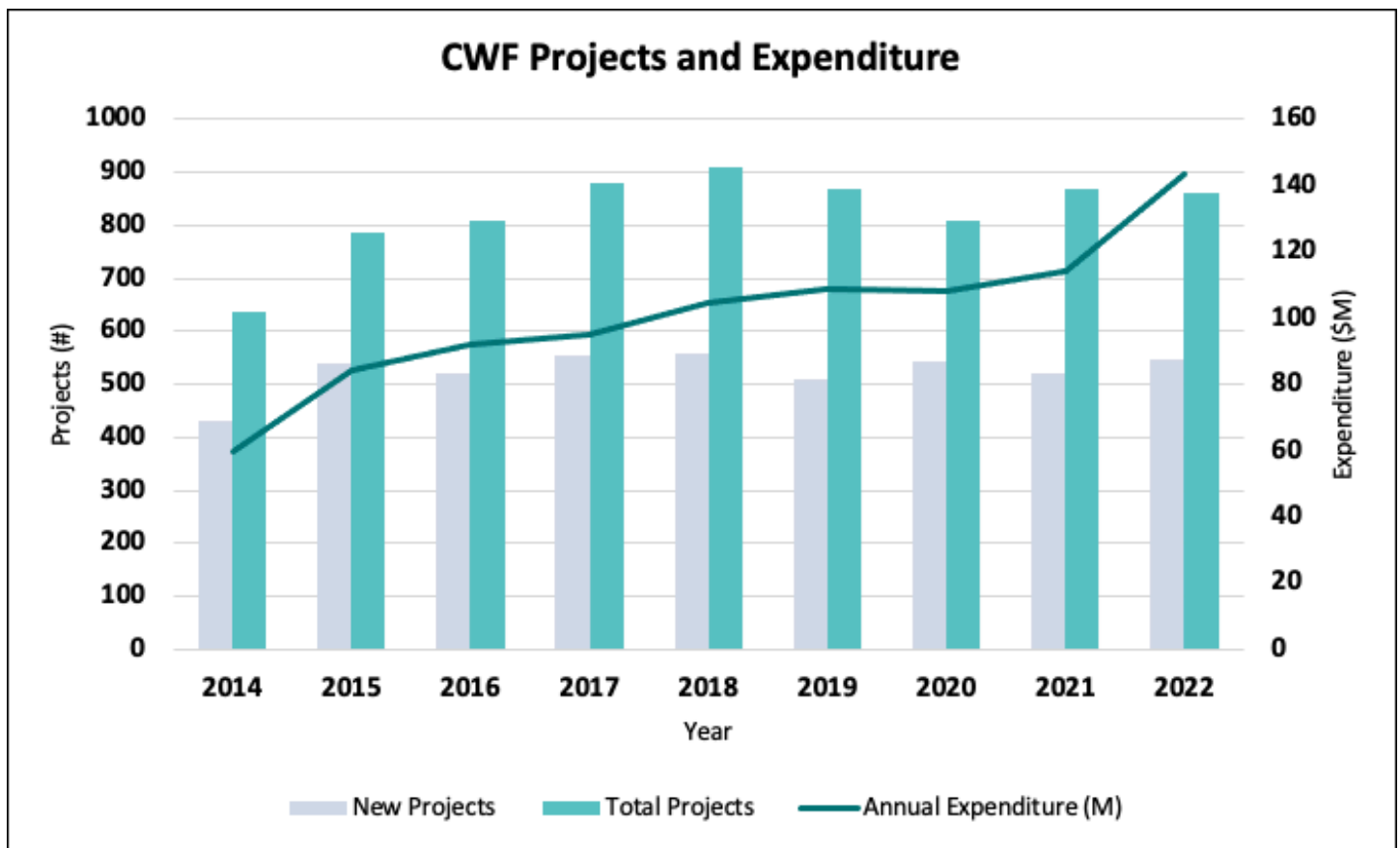


Regional District of Central Kootenay / Trail to Nelson Fibre Transport Expansion in the Columbia Basin

# Community Works Fund

The Community Works Fund (CWF) provides upfront funding to each local government in BC based on a per-capita allocation with a funding floor. The CWF program design recognizes that local governments are best positioned to identify the capital spending priorities for their community or region. The CWF stream allows communities to commit the funding to projects that align with eligible categories. Local governments in BC report annually to UBCM on project expenditures, outputs and outcomes.

Since the CCBF program began in 2005, over 5,000 individual CWF projects have been undertaken by recipients. In 2022, recipients reported spending of \$143 million for over 850 projects, the highest level of annual spending reported to date.



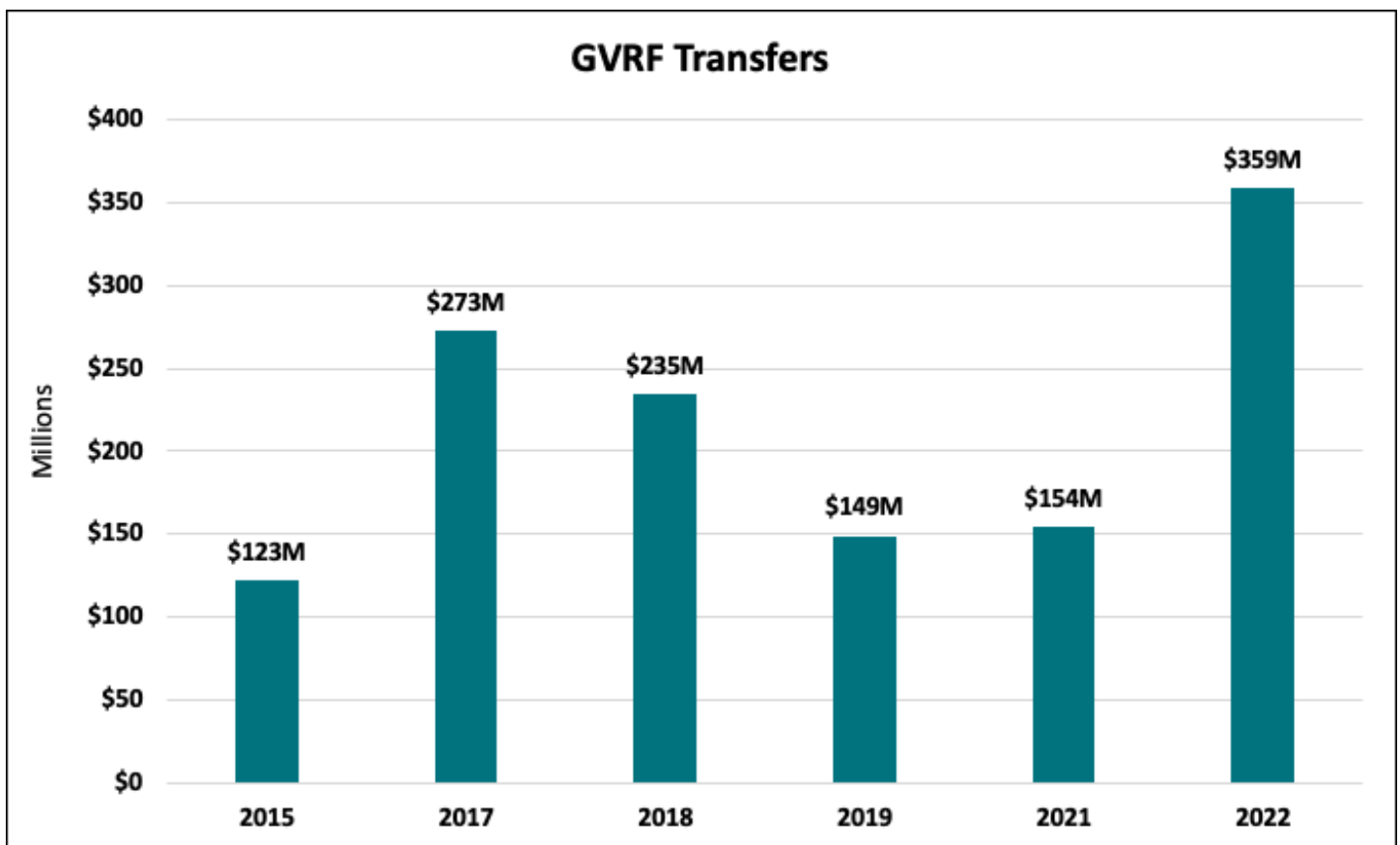


# Greater Vancouver Regional Fund

The Greater Vancouver Regional Fund (GVRF) provides funding for regional transportation investments that directly benefit the Metro Vancouver Regional District and its member municipalities.

Projects funded with the GVRF allocation must be regional transportation projects proposed for funding by TransLink and approved by the Metro Vancouver Regional District Board.

The GVRF will deliver approximately \$1.66 billion over ten years in transportation investments that benefit residents in the Metro Vancouver Regional District region.



# Summary of Reporting Period

In 2022, the Canada Community-Building Fund continued to deliver critical investments to support local government infrastructure. Strong and well-maintained infrastructure is a cornerstone of vibrant and sustainable communities. These investments not only enhance the quality of life for residents but also foster economic growth and resilience in the face of climate change.

Local Roads, Bridges, and Active Transportation continues to be the largest investment category by both project count and CCBF investment. Local governments count on the CCBF's predictable and stable funding to ensure their residents can move efficiently.

Investment in the Community Energy Systems category increased substantially in 2022. Local governments are increasingly interested in upgrading their facilities to reduce both costs and emissions.

As noted in the 2021 Annual Report, UBCM anticipated that the Fire Halls investment category to grow in popularity substantially in 2022. This expectation was fully realized as there were 22 Fire Hall projects reported in 2022, totalling roughly \$3.4 Million in CCBF spending.

Investment Category	Spending (Million)	Project Count
Local Roads, Bridges, Active Transportation	\$78.6	232
Public Transit (including GVRF)	\$59.8	24
Recreational and Sport Infrastructure	\$33.1	239
Wastewater and Stormwater	\$14.7	74
Drinking Water	\$9.7	86
Other*	\$8.1	45
Community Energy Systems	\$6.7	47
Solid Waste	\$6.0	21
Cultural and Tourism Infrastructure	\$4.9	48
Capacity Building	\$4.8	105

\*Broadband Connectivity, Regional & Local Airports, Disaster Mitigation, Brownfield Remediation and Fire Halls

# Investment Category Overview

## Local Roads, Bridges, and Active Transportation

In 2022, the Canada Community-Building Fund continued to deliver critical investments to support local government infrastructure. Strong and well-maintained infrastructure is a cornerstone of vibrant and sustainable communities. These investments not only enhance the quality of life for residents but also foster economic growth and resilience in the face of climate change.

Local Roads, Bridges, and Active Transportation continues to be the largest investment category by both project count and CCBF investment. Local governments count on the CCBF's predictable and stable funding to ensure their residents can move efficiently.

Investment in the Community Energy Systems category increased substantially in 2022. Local governments are increasingly interested in upgrading their facilities to reduce both costs and emissions.

As noted in the 2021 Annual Report, UBCM anticipated that the Fire Halls investment category to grow in popularity substantially in 2022. This expectation was fully realized as there were 22 Fire Hall projects reported in 2022, totalling roughly \$3.4 Million in CCBF spending.

Outcome	Output	Projects	CCBF Investment	Total Project Cost
New and upgraded roads (kilometers)	112	74	\$ 20,475,104	\$91,705,277
New and upgraded sidewalks (kilometers)	8	19	\$ 2,169,951	\$5,068,780
Multi-use Pathway (kilometers)	4	6	\$ 1,054,812	\$7,724,739
Bridges (#)	17	7	\$ 3,402,544	\$15,910,559
New or Replaced streetlights (#)	107	3	\$ 465,708	\$467,358
		<b>109</b>	<b>\$ 27,568,119</b>	<b>\$120,876,713</b>

# Project Profile: City of Vernon

## Double Roundabout at 39th Ave and the 29th/30th Street Transportation Corridor

In 2022, Vernon celebrated the completion of a major north-south transportation corridor project that spans more than 20 city blocks and required over a decade of work and planning. A \$2.3 million Canada Community-Building Fund contribution was invested in a new double roundabout at a busy intersection where 39th Avenue bisects the transportation corridor. The new transportation corridor means people can walk or cycle from the north end of town, through the city centre to Polson Park, and connect to the Okanagan Rail Trail, entirely on separated pathways.

This phase of the project included an upgraded railway crossing; new street lighting; upgraded and relocated watermains, storm drains, sewer pipes, and utilities; 8,400 square metres of new road; 1,500 square metres of a new multi-use pathway; 1,400 square metres of new sidewalks, curbs, and gutters; landscaping; benches, and more.



City of Vernon / Double Roundabout at 39th Ave and the 29th/30th Street Transportation Corridor

# Project Profile: District of Sicamous

## Solsqua-Sicamous Bridge Replacement

Households in the northern end of the District of Sicamous are separated from the downtown core by the beautiful Eagle River, crossed by a single bridge. A \$4.5 million investment from the Canada Community-Building Fund allowed Sicamous to replace the Solsqua-Sicamous Bridge with a new two-lane bridge with a separate sidewalk, and the related civil, utility and environmental work.



District of Sicamous / Solsqua-Sicamous Bridge Replacement

# Investment Category Overview

## Public Transit

This section covers CCBF in BC investment in Public Transportation through the Community Works and Strategic Priorities Funding streams. Local governments continue to commit relatively small amounts of CCBF funding towards public transit through these funding streams annually, as transit authorities such as BC Transit and TransLink own the majority of public transportation assets in BC. For this reason, the majority of program outcomes related to public transportation are achieved through the Greater Vancouver Regional Fund program stream. A full report of the GVRF is found beginning on page 21 of this report.

Investment in public transit by local governments is crucial for fostering connected communities. Improved public transportation systems not only alleviate traffic congestion and reduce air pollution but also enhance overall accessibility, connecting residents to employment opportunities and essential services. In 2022, the majority of public transit CWF funding was leveraged to improve transit shelters and transit exchanges.

In 2022, 4 public transit infrastructure projects were completed and reported the following results:

Outcome	Projects	CCBF Investment	Total Project Cost
Upgrade or construction of public transit infrastructure assets	4	\$90,946	\$217,758
	<b>4</b>	<b>\$90,946</b>	<b>\$217,758</b>

# Investment Category Overview

## Recreation and Sport

In 2022, 66 local governments reported 239 recreation and sport infrastructure projects that utilized over \$33.1 million in CCBF funding. These projects had a total project cost exceeding \$282.2 million.

Since this investment category's creation in 2014, UBCM has observed a consistent increase in project count and investment. Local governments frequently communicate the substantial benefits of this investment category.

In 2022, 111 recreation and sport projects were completed and reported the following results:

Outcome	Output	Projects	CCBF Investment	Total Project Cost
New or Upgraded Facilities (#)	53	54	\$ 11,546,268	\$ 101,062,246
Fitness Trail or Bike Path (kilometers)	18	11	\$ 1,092,052	\$ 1,818,136
New or upgraded public parks (#)	46	46	\$ 4,185,744	\$ 10,405,731
		<b>111</b>	<b>\$ 16,824,064</b>	<b>\$ 113,286,113</b>

# Project Profile: City of Campbell River

## Sportsplex Rehabilitation and Expansion at Willow Point Park

Campbell River's main recreational and community facility, the Sportsplex at Willow Point Park, was built in 1993 and was badly in need of upgrades. With a \$1.95 million investment from the Canada Community-Building Fund, the city replaced the roof and all rooftop air units and exhaust fans, installed new windows, and repaired large sections of the building envelope.

The multi-use facility houses racquetball and squash courts, a weight room, a large gymnasium, activity rooms, a kitchen, office space, and change and washroom facilities. It also supports outdoor activities at Willow Point Park where the Sportsplex is located, including baseball, tennis, disc golf, skateboarding, a splash park, beach volleyball, basketball, bocce ball, and more.



City of Campbell River / Sportsplex Rehabilitation and Expansion at Willow Point Park



# Project Profile: City of Chilliwack

## Synthetic Turf Field

In the growing community of Chilliwack, a new elementary school in the Vedder neighbourhood has also become a sports hub for the neighbourhood thanks to the new artificial turf playing field. Chilliwack invested \$2.75 million from the Canada Community-Building Fund and partnered with the local school district to cover the remaining costs. The artificial field is available for community teams to rent outside of school use.



City of Chilliwack / Synthetic Turf Field

# Investment Category Overview

## Wastewater and Stormwater

In 2022, 41 local governments reported 74 Wastewater and Stormwater projects, utilizing more than \$14.7 million in CCBF funding. These projects represent a total project cost of over \$116.2 million.

Many local governments reported projects that upgraded stormwater infrastructure in expectation of future storm events. The upgrades will decrease the likelihood of flooding and prevent erosion.

In 2022, 38 wastewater and stormwater projects were completed and reported the following results:

Outcome	Output	Projects	CCBF Investment	Total Project Cost
New or Replaced Wastewater Pipe (meters)	1492	13	\$ 2,238,829	\$ 3,666,669
Wastewater Management Facility (#)	10	10	\$ 933,182	\$ 1,608,993
Increased Access to Wastewater Treatment (project #)	N/A	1	\$ 14,832	\$ 100,000
Increase in Volume of Wastewater Treated (project #)	N/A	6	\$ 408,504	\$ 1,936,512
Mitigation/Rip-rap (#)	8	8	\$ 1,518,057	\$ 3,914,060
		<b>38</b>	<b>\$ 5,113,404</b>	<b>\$ 11,226,234</b>

# Project Profile: Regional District of Okanagan-Similkameen

## Okanagan Falls Constructed Wetland

The Okanagan Falls Wastewater Treatment Plant removes as many contaminants as it can, but some amount of nitrogen, phosphorous, and other contaminants are inevitably discharged into the Okanagan River. To curb the level of contaminants released, the Regional District of Okanagan-Similkameen designed a “polishing wetland” planted with cattail to naturally sequester contaminants before the discharged water reaches the river. With a \$361,912 investment from the Canada Community-Building Fund and additional funding from other sources, the regional district constructed the wetland, planted cattail, and supported the vegetation for two years until it was established.

By June 2022, water quality testing showed a 32% decrease in phosphorus and nitrogen reaching the Okanagan River, compared to the treated effluent from the treatment plan.



Regional District of Okanagan-Similkameen / Okanagan Falls Constructed Wetland

# Investment Category Overview

## Drinking Water

In 2022, 37 local governments reported on 86 projects drinking water projects, which utilized over \$9.7 million in CCBF funding. These projects had a total project cost exceeding \$54 million. There has been a steady increase in the number of projects and total investment in drinking water infrastructure over the previous reporting periods.

Projects that upgraded ageing watermain infrastructure were numerous in 2022. Watermain upgrades benefit residents in many ways, including: improved water quality, enhanced system reliability, increased water pressure, and improved water conservation.

In 2022, 35 drinking water projects were completed and reported the following results:

Outcome	Output	Projects	CCBF Investment	Total Project Cost
Water Lines (meters)	6319	12	\$ 3,103,637	\$ 11,873,890
Increased access to drinking water	N/A	7	\$ 1,290,351	\$ 14,121,736
Improved drinking water treatment systems (liters/day)	N/A	16	\$ 1,062,400	\$ 3,334,819
		<b>35</b>	<b>\$ 5,456,388</b>	<b>\$ 29,330,445</b>

# Project Profile: District of Peachland

## Trepanier Creek Interconnect

Peachland completed a new \$24 million water treatment plant in 2021 which significantly reduced the number of boil water advisories for residents. This Trepanier Creek Interconnect, built with the support of a \$4.9 million investment from the Canada Community-Building Fund, allowed the extension of filtered water to be distributed to the final unserved area of Peachland residents.



District of Peachland / Trepanier Creek Interconnect



District of Peachland / Trepanier Creek Interconnect



District of Peachland / Trepanier Creek Interconnect

# Investment Category Overview

## Solid Waste

In 2022, 12 local governments reported 21 solid waste projects, utilizing over \$6 million in CCBF funding. The total cost of these projects exceeds \$29 million and will benefit more than 1.1 million people. This is a notable increase from 2021.

Many of the solid waste projects reported in 2022 involved the creation or upgrade of compost facilities. Compost facilities help divert significant amounts of waste from landfills, extending their lifespan and reducing the environmental impact of landfill disposal.

In 2022, 6 solid waste projects were completed and reported the following results:

Outcome	Projects	CCBF Investment	Total Project Cost
Solid Waste Collection Infrastructure	6	\$ 1,843,855	\$ 5,534,482
	6	\$ 1,843,855	\$ 5,534,482

# Project Profile: Resort Municipality of Whistler

## Composter Capacity Upgrade and Natural Heat Exchange

The Whistler Composter processes all of the biosolids from Whistler's wastewater treatment plant, as well as biosolids from neighbouring municipalities. The system uses woodchips to compost biosolids into a safe soil amendment available for local landscapers and homeowners for use in gardens. With a growing number of people visiting Whistler, the composter capacity was stretched. With a \$1,490,245 investment from the Canada Community-Building Fund, Whistler was able to increase the amount of biosolids it can treat by building a woodchip storage facility that can maintain the moisture level needed for optimal composting.

At the same time, Whistler designed and built a heat exchange ventilation system, and is now using natural heat generated by the composting process to heat their workstations. Before this, they had been using propane to keep those same workstations warm. This will reduce greenhouse gas emissions by an estimated 25-35 tonnes a year.



Resort Municipality of Whistler / Composter Capacity Upgrade and Natural Heat Exchange

# Investment Category Overview

## Community Energy Systems

In 2022, 26 local governments undertook 47 Community Energy Systems projects, spending over \$6.7 million on projects worth \$26.8 million.

Projects that decrease energy consumption continue to be extremely popular with local government in BC. In 2022, many local governments reported on projects that upgraded streetlights from traditional high-pressure sodium lamps to LED bulbs. LED streetlights are far more energy efficient, have a longer lifespan, and have better light distribution than high-pressure sodium.

In 2022, 24 community energy systems projects were completed and reported the following results:

Outcome	Projects	CCBF Investment	Total Project Cost
Increased clean energy production	4	\$ 119,688	\$ 187,802
Decrease in energy consumption	20	\$ 868,756	\$ 2,218,185
	<b>24</b>	<b>\$ 988,444</b>	<b>\$ 2,405,988</b>



# Project Profile: District of Squamish

## Brennan Park Arena Dehumidifier Replacement

The much-loved Brennan Park Arena badly needed new dehumidifiers to maintain air quality inside the arena. With a \$213,233 investment from the Canada Community-Building Fund, Squamish was able to switch out three old fossil-fuel-powered dehumidifiers and install four new electric dehumidifiers. The project also included upgraded control programming and a waste heat recovery package. Squamish estimates they have reduced greenhouse gas emissions by 500kg a year.



District of Squamish / Brennan Park Arena Dehumidifier Replacement

# Investment Category Overview

## Cultural and Tourism Infrastructure

In 2022, 33 local governments reported 48 cultural and tourism infrastructure projects, utilizing 4.9 million in CCBF funding, for a total cost of \$27.5 million.

This is a growing investment category. Community Hall upgrades were particularly popular projects in 2022. Community Halls are critical gathering spaces for community-building, especially in small and remote municipalities.

In 2022, 24 cultural and tourism infrastructure projects were completed and reported the following results:

Outcome	Projects	CCBF Investment	Total Project Cost
Community and Culture	21	\$ 3,362,702	\$ 15,368,680
Tourism	3	\$ 270,152	\$ 721,945
	<b>24</b>	<b>\$ 3,632,854</b>	<b>\$ 16,090,625</b>



Regional District of Central Kootenay / Trail to Nelson Fibre Transport Expansion in the Columbia Basin

# Project Profile: Town of Port McNeill

## Municipal Dock and Ramp Replacement

Port McNeill is the 'Gateway Community to the Broughton Archipelago' on northern Vancouver Island. Its harbour hosts a BC Ferries dock, Department of Fisheries and Oceans Small Craft Harbours, the municipal harbour, and a private marina. With a \$779,000 investment from the Canada Community-Building Fund, the Town replaced the access ramp and the first extension of the main dock. The new dock has a fish cleaning station with water lines and can accommodate more boat moorage to match increasing demand.



Town of Port McNeill / Municipal Dock and Ramp Replacement

# Project Profile: Regional District of Kootenay Boundary

Community of Rock Creek Visitor Information Centre Development

Rock Creek is a small community in Boundary Country in southeast BC that benefits from a lot of tourism, lacked a tourism centre. A \$220,000 investment from Canada Community-Building Fund helped the Regional District of Kootenay Boundary to purchase a building to become the region's visitor information and servicing centre. The centre hosts electric vehicle charging stations, a business centre, high-speed Wi-Fi, meeting rooms, and a display of local artwork.



Regional District of Kootenay Boundary / Community of Rock Creek Visitor Information Centre Development

# Project Profile: City of Langford

## Station Avenue Revitalization

Langford has been BC's fastest-growing city for several years in a row, and many of the new residents live in the newly developed downtown core. Running through the town is a decommissioned railway, which Langford has now turned into a community gathering space. With a \$2 million investment from the Canada Community-Building Fund, what used to be a gravel patch beside an old station is now a vibrant urban centre, filled with small business 'incubators' spaces, an event stage, art installations and more.



City of Langford / Station Avenue Revitalization



City of Langford / Station Avenue Revitalization

# Investment Category Overview

## Additional Investment Categories

The remaining 5% of infrastructure projects reported in 2022 are comprised of a variety of broadband connectivity, brownfield redevelopment, disaster mitigation, fire halls and fire stations, and regional and local airport infrastructure projects. Similar to other categories added under the 2014 agreement, investment in these categories is concentrated in rural areas of the province, where a small amount of CCBF investment can make a big impact in a community.

Fire halls and fire station infrastructure continue to be an extremely popular investment category for local governments. Upgrading fire station infrastructure offers a wide range of benefits that improve public safety, support firefighters, and contribute to the overall well-being and resilience of the community. These improvements can lead to faster and more effective emergency responses, potentially saving lives and protecting property.

Outcome	Projects	CCBF Investment	Total Project Cost
Broadband Connectivity	7	\$ 841,173	\$ 2,467,423
Brownfield Redevelopment	0	\$ -	\$ -
Disaster Mitigation	3	\$ 962,869	\$ 6,680,750
Fire Halls and Fire Stations	6	\$ 372,666	\$ 10,904,719
Regional and Local Airports	4	\$ 142,789	\$ 5,914,238
	<b>20</b>	<b>\$ 2,319,497</b>	<b>\$ 25,967,130</b>

# Project Profile: Regional District of Central Kootenay

Broadband Connectivity in the Regional District of Central Kootenay

The Regional District of Central Kootenay has been working hard to close the connectivity gap throughout its regions. Investment from the Canada Community-Building Fund helped complete projects in three areas.

## 1. Trail to Nelson Fibre Transport Expansion in the Columbia Basin

This project, with a \$400,000 investment consists of expanding fibre optic network expansion by 60 kilometres from Fruitvale to Nelson, connecting the communities of Erie, Hall, Meadows, Park Siding and Ymir. The new infrastructure will allow residents of those communities, plus Porto Rico, Ross Spur, and Salmo, to access enhanced services from internet service providers.

## 2. Boosting Internet Connectivity in the Creston Valley

An investment of \$128,900 from CCBF transformed the connectivity landscape of an entire economic development corridor of the Regional District of Central Kootenay. Communities of Glenlily, Huscroft, Kingsgate, Kitchener, Kuskonook, Moyie, Sanca, West Creston, and Yahk now meet the CRTC Universal Service Objective and Quality of Service standards.

## 3. North Kootenay Lake Broadband Fibre Backhaul and Last Mile Infrastructure

The rural area of North Kootenay Lake is on the edge of internet connectivity that's available in other areas of the Kootenays. With a \$75,000 investment, the Regional District was able to install and connect subnetworks to its core network, giving these rural residents access to high-speed internet connectivity.

# Investment Category Overview

Capacity Building, Asset Management, Long-Term Infrastructure Planning and Integrated Community Sustainability Planning

54 local governments invested over \$4.75 million of CCBF funding in 105 projects. By envisioning the needs of populations, infrastructure demands, and environmental considerations, local governments can proactively shape strategic plans to ensure the well-being and prosperity of their communities over the years to come.

In 2022, 40 Capacity Building, Asset Management, Long-Term Infrastructure Planning and Integrated Community Sustainability Planning were completed and reported the following results:

Output	Projects	CCBF Investment	Total Project Cost
Asset Management Plans	8	\$335,155	\$616,412
Integrated Community Sustainability Plans	11	\$804,616	\$1,109,521
Long-Term Infrastructure Plans	21	\$737,964	\$1,975,494
	<b>40</b>	<b>\$1,877,735</b>	<b>\$3,701,427</b>



TransLink / Community Shuttle Vehicle Purchase



# Greater Vancouver Regional Fund

The Greater Vancouver Regional Fund program pools 95% of the allocation for Metro Vancouver its member municipalities for transportation projects that benefit the Metro Vancouver region. The program – the largest of the three CCBF programs in BC – will see over \$1.66 billion of federal funds transferred to TransLink over the 10-year term.

In 2022, the Metro Vancouver Board of Directors approved the transfer of over \$358 million for 188 trolley bus replacements – expected to be purchased in the following years. TransLink also reported spending nearly \$60 million in 2022 towards the purchase of conventional buses, hybrid buses, battery electric buses, handyDARTs, community shuttles, SkyTrain refurbishments, and transit centre infrastructure to support battery electric buses.

TransLink has provided the following 2022 investment update on some of the key GVRF projects:

Project Description	Scope	Status
2021 Community Shuttle Vehicle Purchase - Replacement	Procure 62 community shuttles to retire vehicles that have reached the end of useful life and to modernize the vehicle fleet.	Project is in the final stages of completion.
2021 HandyDART Vehicle Purchase - Replacement	Procure 42 HandyDART vehicles to retire vehicles that have reached the end of useful life and to modernize the HandyDART vehicle fleet.	Project delayed due to supply chain shortages and delays at the production facilities. The majority of vehicle deliveries were received throughout 2022 with the final deliveries completed in Q1 2023.
2020 Double Decker Conventional Bus - Replacement	Procure 25 low floor diesel double decker buses to replace the existing high-floor highway coach fleet, which has reached the end of their useful life.	Acceptance of buses was delayed due to quality concerns and deficiency work. Buses arrived throughout 2022 with all deliveries completed as of Q2 2023.
2020 Conventional Bus - Expansion	Procure 55 60' hybrid diesel-electric buses to allow implementation of two new B-Lines and 6 40' zero emission battery-electric buses to expand service.	Acceptance of buses was delayed due to quality concerns and deficiency work. Remaining buses are expected to be delivered throughout 2023 and 2024.
2020 HandyDart Vehicle Purchase - Replacement	Procure 42 new HandyDART vehicles to retire existing vehicles that have reached the end of useful life.	Project is in the final stages of completion.

# Asset Management

During the term of the Agreement, local governments in BC are required to work to strengthen their asset management practices and capacity. Guided by BC's framework for sustainable service delivery (hyperlink framework to the resource here: [Asset Management for Sustainable Service Delivery: A BC Framework](#)). As part of this requirement under the Agreement, local governments are required to commit to asset management practices, and report on those activities, to remain eligible to receive Community Works Funds.

Phase 1 - In 2016 the 'Asset Management Baseline Survey' was launched. All local governments in BC responded to this survey and in 2017 the [Status of Asset Management in British Columbia – Results from the 2016 Asset Management Baseline Survey](#) shared back cumulative results from that survey.

Phase 2 - In 2017, the 'Asset Management Commitment Questionnaire' was included as part of the Annual Expenditure Report. The purpose of this questionnaire was for local governments to identify commitments and/or describe planned improvements that would move them forward with strengthening asset management practices and capacity by 2023.

Phase 3 - The final phase, as required to meet the 2014-2024 Agreement, involved the completion of a final baseline survey in 2022. The survey required the respondent to reflect on their baseline data (2016) and report out the current status of asset management within their organization. To demonstrate improvements in asset management, UBCM used the phase 3 data to complete a comparative analysis of the 2016/2022 survey responses. The [2022 Status of Asset Management in British Columbia Report](#) is now available.

Key observations from the 2022 Report include;

- Over 50% of local governments have developed formal asset management processes. This is an increase of 24% since 2016.
- 49% of local governments have developed an asset management strategy which is an increase of 19% since 2016. Of those, just under 50% reported integrating asset management activities and long-term financial plans, over 25% have developed asset management policies and over 66% have developed at least one asset management plan.
- Assessing and integrating level of service and risk remains a challenge.

# Asset Management

---

To support local governments in their efforts to improve asset management practices and capacity, UBCM has continued to work with, and support, the activities of [Asset Management BC](#) (AMBC). AMBC has been providing BC local governments with tools, training and other resources, including an annual conference held in Richmond, BC. Through the work of Asset Management BC and the financial support of the various funding programs, BC local governments have been very active in strengthening their respective asset management practices and capacity.

Moving forward, UBCM, in partnership with the Ministry of Municipal Affairs, is actively assessing and developing asset management requirements to include in a renewed 2024-2034 Canada Community Building Fund Agreement. It is anticipated that new asset management requirements will support BC local governments in both strengthening current and building additional asset management capacity that will in turn, support the delivery of sustainable services in each local government.

# Local Government Outreach

In 2022, UBCM held a series of regional workshops across the province providing local government staff with an update on the CCBF funding programs – including the 2022 Strategic Priorities Fund intake – along with current trends in Asset Management.

The half-day workshops were held in the following communities:

- Parksville: May 25
- Victoria: May 26
- Cranbrook: June 8
- Kelowna: June 9
- Prince George: June 15
- Richmond: July 5

UBCM staff also attended the following conferences and conventions:

- Canadian Network of Asset Managers Conference: May 2-5
- Government Finance Officers Association of BC Conference: June 1-3
- UBCM Convention: September 12-16
- Asset Management BC Conference: November 2-3



City of Vernon / Double Roundabout at 39th Ave and the 29th/30th Street Transportation Corridor

# Recipient-led Communications

BC’s local governments proactively communicated the benefits of the Canada Community-Building Fund throughout 2022. Recipients primarily used news releases to share information on CCBF investments, with additional support from local social media accounts. News releases are often picked up on by local news media, helping to further amplify the information.

CCBF communication in BC continues to rely on the coordinated involvement of the federal and provincial governments, and UBCM through recipient-led communications. Infrastructure Canada has maintained its proactive social media approach to local events and news releases and is supported in this through resources provided by recipients in advance of formal communications.

UBCM is directly involved with recipients as they plan and deliver CCBF communications. UBCM also reaches out to recipients to strengthen local communications practices in relation to signage and news releases. UBCM continues to enhance recipient communications through its dedicated Facebook and LinkedIn accounts.

Recipient	Project	Communication Approach
Alberni-Clayoquot Regional District	Sort'n'Go Waste Collection	News release
Regional District of Buckley-Nechako	Omineca Ski Club lighted trail	News release
Capital Regional District	Multiple Projects	Roll up news release
Chilliwack	Multiple Projects	Roll up news release
Coquitlam	Public WiFi	News release
Kelowna	Active transportation corridors	News release
Nanaimo	Complete street upgrade	News release
Prince George	Beach volleyball courts	News release
Prince Rupert	Solid waste pick-up program	News release
Regional District of Okanagan-Similkameen	Wetland at wastewater treatment plant	News release
Saanich	Shelbourne St upgrades	News release
Sidney	Multiple Projects	Roll up news release

# Communications and Signage

Since UCBM began tracking project signage data in 2019, CCBF recipients in British Columbia have steadily increased the number of signs installed each year. Between 2021 and 2022, the number of signs installed on projects increased by 43% while social media posts related to CCBF projects increased 32% in the same time period. This is a result of UCBM encouraging CCBF recipients to increase their social media presence and to install signs in visible and reasonable locations through annual meetings and communications.

Output	Total Number	Local Governments Reporting
Official CCBF Signage Installed	147	55
Official CCBF Social Media Release	99	23



Town of Oliver / Station Street Rehabilitation

# Unspent Funds Survey

Since the CCBF program began in 2005, UBCM has transferred over \$1.6 billion dollars of Community Works Funds to recipients who, in turn, have expended nearly \$1.1 billion of this funding over 18-years of program activity. This accounts for nearly 70% of CWF funding received by ultimate recipients.

A critical facet of the CCBF program remains the ability of recipients to utilize the funds in accordance with local priorities and timelines. For this reason, on average, recipients have banked roughly 30% of CWF funds received over the duration of the program.

As part of the 2022 CCBF reporting requirements, UBCM continued to survey recipients on the status of unspent Community Works Funds which, has decreased but, remains valued at more than \$523 million, as of December 31, 2022. Our survey found that 86% of this amount is committed to projects found within existing long-term capital plans.

In 2023, recipients will receive their final CWF payments of the current CCBF Agreement, amounting to over \$119 million. Local governments indicated that 76% of the 2023 CWF allocation is committed to projects found within existing long-term infrastructure or capital plans, as of December 31, 2022.

In total, existing unspent CWF funds and 2023 allocations amount to almost \$643 million of CCBF funding. Local governments responded that, by March 31, 2024, 95% of this amount will be committed to projects found within existing long-term infrastructure or capital plans through annual budgeting processes.

Additionally, 100% of funds held by TransLink under the Greater Vancouver Regional Fund program are committed to projects that are planned to be completed over the next five years, a total value of \$814.8 million in CCBF funds. Uncommitted GVRF funds total \$163 million and include the 2023 program allocation.

The complete results of the survey are found on the following page.

# Unspent Funds Survey

1. As of December 31, 2022, are the unspent funds in your CWF account targeted for a proposed project or identified for spending in an existing long-term capital plan by March 31, 2024?

Unspent funds in CWF accounts, as of December 31, 2022 = \$523,193,285

Answer	Local Governments Reporting	Dollar Amount
Yes	141	\$448,746,826
No	47	\$74,446,459

2. As of December 31, 2022, are projected future Community Works Fund payments (2023) targeted for a proposed project or identified for spending in an existing long-term capital plan by March 31, 2024?

The Community Works Fund Allocation for 2023/24 is \$119,721,730

Answer	Local Governments Reporting	Dollar Amount
Yes	137	\$90,770,950
No	51	\$28,950,780

3. Confirm that as of March 31, 2024 all unspent Community Work Funds will be expended on, or committed to future/ongoing projects?

Potential unspent / uncommitted CWF funds held by recipients as of March 31, 2024 - \$642,915,015

Answer	Local Governments Reporting	Dollar Amount
Yes	156	\$607,934,476
No	32	\$34,980,539

4. Confirm that as of March 31, 2024 all funds transferred and allocated to the GVRF program during the current CCBF Agreement are committed to future/ongoing projects?

	Dollar Amount
Unspent funds held by TransLink, as of December 31, 2022	\$814,811,170
2023 Greater Vancouver Regional Fund Allocation	\$163,059,799

By end of the current CCBF Agreement, the potential unspent funds for the GVRF program are valued at over \$977.8 million. 83% of this funding is committed to be spent by 2029 and TransLink has indicated that the remaining 17% could be committed to projects that are part of the transit authority's long-term capital plan by March 31, 2024.



## UBCM

	January 1, 2022 to December 31, 2022*	Cumulative Date of Signing
Opening Balance of Unspent Funding	666,936,000.00	
Received from Canada	293,163,000.00	3,026,659,000.00
Interest Earned	7,996,000.00	38,380,000.00
Administrative Cost	1,015,000.00	8,613,000.00
Transferred to Ultimate Recipients	489,722,000.00	2,904,470,000.00
Closing Balance of Unspent Funds	477,358,000.00	

\*rounded

## ULTIMATE RECIPIENTS IN AGGREGATE

	January 1, 2022 to December 31, 2022	Cumulative Date of Signing
Opening Balance of Unspent Funding	1,048,907,312.00	
Received from UBCM	489,722,349.00	2,904,469,821.00
Interest Earned	25,321,237.00	110,841,668.00
Spent on Eligible Projects**	225,282,342.00	2,193,190,817.00
Closing Balance of Unspent Funding	1,338,668,556.00	

see tab for footnotes

Annual Expenditure Report – Canada Community-  
Building Fund Receipts and Disbursements  
(Express in thousands of dollars)

## **UNION OF BRITISH COLUMBIA MUNICIPALITIES**

And Independent Auditor's Report thereon  
Year ended December 31, 2022



KPMG LLP  
PO Box 10426 777 Dunsmuir Street  
Vancouver BC V7Y 1K3  
Canada  
Telephone (604) 691-3000  
Fax (604) 691-3031

## INDEPENDENT AUDITOR'S REPORT

To the President's Committee of Union of British Columbia Municipalities

### ***Opinion***

We have audited the Annual Expenditure Report - Canada Community-Building Fund Receipts and Disbursements of Union of British Columbia Municipalities (the "Entity"), which comprise:

- the schedule of Canada Community-Building Fund receipts and disbursements for the year ended December 31, 2022
- and notes to the annual expenditure report, including a summary of significant accounting policies (hereinafter referred to as the "Annual Expenditure Report").

In our opinion, the accompanying Annual Expenditure Report for the year ended December 31, 2022 of the Entity is prepared, in all material respects, in accordance with the financial reporting framework described in Note 2 to the Annual Expenditure Report.

### ***Basis of Opinion***

We conducted our audit in accordance with Canadian generally accepted auditing standards. Our responsibilities under those standards are further described in the "***Auditor's Responsibilities for the Audit of the Annual Expenditure Report***" section of our auditor's report.

We are independent of the Entity in accordance with the ethical requirements that are relevant to our audit of the Annual Expenditure Report in Canada and we have fulfilled our other ethical responsibilities in accordance with these requirements.

We believe that the audit evidence we have obtained is sufficient and appropriate to provide a basis for our opinion.



### ***Emphasis of Matter - Financial Reporting Framework***

We draw attention to Note 2 in the Annual Expenditure Report, which describes the applicable financial reporting framework and purpose of the Annual Expenditure Report.

As a result, the Annual Expenditure Report may not be suitable for another purpose.

Our opinion is not modified in respect to this matter.

### ***Responsibilities of Management and Those Charged with Governance for the Annual Expenditure Report***

Management is responsible for the preparation of the Annual Expenditure Report in accordance with the financial reporting framework described in Note 2 in the Annual Expenditure Report; this includes determining that the applicable financial reporting framework is an acceptable basis for the preparation of the Annual Expenditure Report in the circumstances, and for such internal control as management determines is necessary to enable the preparation of an Annual Expenditure Report that is free from material misstatement, whether due to fraud or error.

Those charged with governance are responsible for overseeing the Entity's financial reporting process.

### ***Auditor's Responsibilities for the Audit of the Annual Expenditure Report***

Our objectives are to obtain reasonable assurance about whether the Annual Expenditure Report as a whole is free from material misstatement, whether due to fraud or error, and to issue an auditor's report that includes our opinion.

Reasonable assurance is a high level of assurance, but is not a guarantee that an audit conducted in accordance with Canadian generally accepted auditing standards will always detect a material misstatement when it exists.

Misstatements can arise from fraud or error and are considered material if, individually or in the aggregate, they could reasonably be expected to influence the economic decisions of users taken on the basis of the Annual Expenditure Report.

As part of an audit in accordance with Canadian generally accepted auditing standards, we exercise professional judgment and maintain professional skepticism throughout the audit.

We also:

- Identify and assess the risks of material misstatement of the Annual Expenditure Report, whether due to fraud or error, design and perform audit procedures responsive to those risks, and obtain audit evidence that is sufficient and appropriate to provide a basis for our opinion.

The risk of not detecting a material misstatement resulting from fraud is higher than for one resulting from error, as fraud may involve collusion, forgery, intentional omissions, misrepresentations, or the override of internal control.



- Obtain an understanding of internal control relevant to the audit in order to design audit procedures that are appropriate in the circumstances, but not for the purpose of expressing an opinion on the effectiveness of the Entity's internal control.
- Evaluate the appropriateness of accounting policies used and the reasonableness of accounting estimates and related disclosures made by management.
- Communicate with those charged with governance regarding, among other matters, the planned scope and timing of the audit and significant audit findings, including any significant deficiencies in internal control that we identify during our audit.

*KPMG LLP*

Chartered Professional Accountants

Vancouver, Canada  
July 14, 2023

# UNION OF BRITISH COLUMBIA MUNICIPALITIES

Schedule of Canada Community-Building Fund Receipts and Disbursements  
(Expressed in thousands of dollars)

Year ended December 31, 2022

	Cumulative from September 19, 2005 to December 31, 2021	Period from January 1, 2022 to December 31, 2022	Cumulative from September 19, 2005 to December 31, 2022
Opening Balance of Unspent Funds	\$ -	\$ 666,936	\$ -
Received from Canada	4,371,883	293,163	4,665,046
Investment Income	45,978	7,996	53,974
Sub-Total (total available for transfer and spending)	4,417,861	968,095	4,719,020
Transferred to Eligible Recipients	3,738,489	489,722	4,228,211
Spent on Administration Costs	12,436	1,015	13,451
Sub-Total (total transfer and spending)	3,750,925	490,737	4,241,662
Closing Balance of Unspent Funds	\$ 666,936	\$ 477,358	\$ 477,358

See accompanying notes to the Annual Expenditure Report – Canada Community-Building Funds Receipts and Disbursements.

# UNION OF BRITISH COLUMBIA MUNICIPALITIES

Notes to Annual Expenditure Report – Canada Community-Building Fund Receipts and Disbursements

Year ended December 31, 2022

---

## 1. Background:

On September 19, 2005, Union of British Columbia Municipalities (“UBCM”), the Government of Canada (“Canada”) and the Province of British Columbia (the “Province”) entered into the Agreement on the Transfer of Federal Gas Tax Revenues under the New Deal for Cities and Communities 2005 - 2015 (the “First Agreement”). The First Agreement was focused on achieving three environmental sustainability outcomes: reduced greenhouse gas emissions, cleaner water and cleaner air with reliable and predictable funding. The First Agreement resulted in contributions of \$635,599,000 to local governments and other eligible recipients in British Columbia from 2005/2006 to 2009/2010 through three delivery mechanisms: a Community Works Fund, a Strategic Priorities Fund and an Innovations Fund (collectively the “Canada Community-Building Fund”). On March 17, 2008, the First Agreement was amended to provide additional contributions of \$1,002,788,000 from 2011/2012 to 2013/2014.

The First Agreement provided funding for local governments and other eligible recipients in British Columbia for a variety of capital and planning projects. Eligible project categories included:

- (a) Public transit;
- (b) Community energy systems;
- (c) Solid waste management;
- (d) Water and wastewater; and
- (e) Capacity building.

Effective April 1, 2014, UBCM, Canada and the Province entered into the Administrative Agreement on the Canada Community-Building Fund in British Columbia (the “Agreement”). The First Agreement was terminated as of April 1, 2014, and the Canada Community-Building Fund was transitioned from the First Agreement to the Agreement. The Agreement builds on the First Agreement, and is focused on helping communities build and revitalize public infrastructure that supports national objectives of productivity and economic growth, a clean environment and strong cities and communities. The Agreement is effective until March 31, 2024.

UBCM administered the funding under both the First Agreement and the Agreement, and was responsible for reporting to Canada and the Province on the use of funding and outcomes achieved in accordance with the terms of the First Agreement and the Agreement.

# UNION OF BRITISH COLUMBIA MUNICIPALITIES

Notes to Annual Expenditure Report - Canada Community-Building Fund Receipts and Disbursements (continued)

Year ended December 31, 2022

---

## 1. Background (continued):

Under the Agreement, the Canada Community-Building Fund continues to provide funding for local governments and other eligible recipients in British Columbia for a variety of capital and planning projects. In addition to the eligible project categories under the First Agreement, the Agreement includes the following eligible project categories:

- |                                  |                                  |
|----------------------------------|----------------------------------|
| (a) Local roads and bridges,     | (i) Sport infrastructure,        |
| (b) Highways,                    | (j) Recreational infrastructure, |
| (c) Short-sea shipping,          | (k) Cultural infrastructure,     |
| (d) Short-line rail,             | (l) Tourism infrastructure;      |
| (e) Regional and local airports, | (m) Disaster mitigation; and     |
| (f) Broadband connectivity,      | (n) Fire Hall.                   |
| (g) Drinking water,              |                                  |
| (h) Brownfield redevelopment,    |                                  |

As of June 29, 2021, the Gas Tax Fund was renamed the Canada Community-Building Fund (“CCBF”).

## 2. Basis of accounting:

The Annual Expenditure Report - Canada Community-Building Fund Receipts and Disbursements of UBCM (the “Annual Expenditure Report”) has been prepared in accordance with the following recognition and measurement principles:

- (a) amount received from Canada and amount transferred to eligible recipients are recognized and measured on a cash basis of accounting; and
- (b) investment income and amount spent on administration costs are recognized and measured on an accrual basis of accounting.

The Annual Expenditure Report is not prepared in accordance with the presentation principles or the presentation of all the financial statements and related note disclosures required for a complete set of financial statements.

The Annual Expenditure Report is prepared for UBCM to meet its obligations under Section 8 of Annex B and Section 1 of Schedule D of the Agreement. As a result, the Annual Expenditure Report may not be suitable for another purpose.



2022 Canada Community-Building Fund Project List  
 Projects as reported by Ultimate Recipients between January 1 and December 1, 2022  
 The data found with this report is subject to change.

Ultimate Recipient	Project Title	Investment Category	Funds Spent	Completed
Abbotsford	Vye Road Overpass - Design Phase	Local Roads, Bridges, and Active Transportation	\$ 475,726	N
Abbotsford	Joint Water Master Plan Update - Abbotsford	Capacity Building - Long-Term Infrastructure Planning	\$ 165	N
Abbotsford	Fraser Highway Phase 1 Improvements	Local Roads, Bridges, and Active Transportation	\$ 6,649,397	N
Abbotsford	Asset Management - City-owned Bridges Project (2019)	Capacity Building - Asset Management	\$ 421,056	N
Abbotsford	2019 Sidewalk Program	Local Roads, Bridges, and Active Transportation	\$ 7,550	N
Abbotsford	Vye Road Overpass - Construction Phase	Local Roads, Bridges, and Active Transportation	\$ 8,789,145	N
Abbotsford	City-wide Street Light Conversion Project	Community Energy Systems	\$ 1,025,547	N
Abbotsford	Delair Road at Old Yale Road - New Traffic Signal Installation	Local Roads, Bridges, and Active Transportation	\$ 16,678	N
Abbotsford	Bridge Replacement - Campbell Road & Interprovincial Highway	Local Roads, Bridges, and Active Transportation	\$ 4,698	N
Abbotsford	Community Energy and Emissions Inventory Modeling and Update Project	Capacity Building - Long-Term Infrastructure Planning	\$ 16,000	Y
Abbotsford	Fence Installation - Salton Road Pedestrian Overpass	Local Roads, Bridges, and Active Transportation	\$ 5,302	Y
Abbotsford	Sumas Mountain Road - Multi-Use Path Construction (Dawson Street to Farina Road)	Local Roads, Bridges, and Active Transportation	\$ 138,000	Y
Abbotsford	Bridge Betterments Project - Various Locations	Local Roads, Bridges, and Active Transportation	\$ 272,231	Y
Abbotsford	Centennial Outdoor Pool Update	Recreational Infrastructure	\$ 626,000	Y
Abbotsford	JAMES Plant Digester Room Air Handling Unit	Wastewater	\$ 77,209	N
Abbotsford	Townline Wellfield Renewal	Drinking Water	\$ 145,342	N
Abbotsford	Infrastructure Renewal - Marshall Wells	Drinking Water	\$ 2,032	N
Abbotsford	McKee Road at McKee Drive - Traffic Signal Installation	Local Roads, Bridges, and Active Transportation	\$ 6,363	N
Abbotsford	George Ferguson Way at Babich Street - Traffic Signal Upgrade	Local Roads, Bridges, and Active Transportation	\$ 7,994	N
Abbotsford	Eastern Wellfields - Drinking Water Wells - Renewal Project	Drinking Water	\$ 17,367	N
Abbotsford	Storm Culvert Revitalization - Various Locations	Wastewater	\$ 23,707	N
Abbotsford	2022 Building Condition Assessments	Capacity Building - Asset Management	\$ 28,066	N
Abbotsford	Mt. Lehman Road at Harris Road - Traffic Signal Installation	Local Roads, Bridges, and Active Transportation	\$ 41,659	N
Abbotsford	Bike Lanes Expansion and Retrofit	Local Roads, Bridges, and Active Transportation	\$ 98,317	N
Abbotsford	Montrose Avenue - BC Transit Exchange - Construction	Public Transit	\$ 102,911	N
Abbotsford	Drinking Water - Advanced Metering Infrastructure - Replacement and Licensing (Water Metering)	Drinking Water	\$ 108,770	N
Abbotsford	Walking Paths Construction and Rehabilitation	Local Roads, Bridges, and Active Transportation	\$ 186,911	N
Alberni-Clayoquot	Consolidated Strategic Landfill Diversion Program	Solid Waste	\$ 1,367,047	N
Alberni-Clayoquot	Water System Upgrades - Community of Millstream	Drinking Water	\$ 40,500	Y
Alberni-Clayoquot	Sproat Lake Community Hall - Various Upgrades	Recreational Infrastructure	\$ 38,790	N
Alberni-Clayoquot	Beaver Creek Community Club - Hall Upgrade	Recreational Infrastructure	\$ 49,698	N
Alberni-Clayoquot	Long Beach Airport - Safety Upgrade	Regional and Local Airports	\$ 46,177	Y
Alberni-Clayoquot	Maple Hurst Park - Parking Lot Construction - Community of Cherry Creek	Recreational Infrastructure	\$ 9,532	N
Alberni-Clayoquot	Cougar Smith Park - Sport Court Resurfacing and Upgrade	Recreational Infrastructure	\$ 61,919	Y
Alberni-Clayoquot	Community of Bamfield - Liquid Waste Management Plan Development	Capacity Building - Long-Term Infrastructure Planning	\$ 4,200	N
Alert Bay	Alert Bay Airstrip (CYAL) - Apron and Runway Rehabilitation	Regional and Local Airports	\$ 15,327	Y
Alert Bay	Alert Bay - Marine Lab Building - Washroom Installation	Cultural Infrastructure	\$ 8,500	Y

2022 Canada Community-Building Fund Project List  
Projects as reported by Ultimate Recipients between January 1 and December 1, 2022  
The data found with this report is subject to change.

Ultimate Recipient	Project Title	Investment Category	Funds Spent	Completed
Armstrong	Danallanko Drive Upgrade	Local Roads, Bridges, and Active Transportation	\$ 1,317,216	Y
Ashcroft	Ashcroft Water Treatment Plant Construction	Drinking Water	\$ 138,047	Y
Belcarra	Official Community Plan (OCP) Update/Review	Capacity Building - Integrated Community Sustainability Planning	\$ 59,526	N
Belcarra	Asset Management Plan & Related Long-Term Financial Plan	Capacity Building - Asset Management	\$ 19,303	Y
Belcarra	Midden Road - Paving Project	Local Roads, Bridges, and Active Transportation	\$ 155,012	Y
Bowen Island	Bowen Island Trunk Road - Storm Sewer Replacement and Road Paving	Local Roads, Bridges, and Active Transportation	\$ 235,442	Y
Bulkley-Nechako	Town of Smithers Public Transit Bus Lease Contribution	Public Transit	\$ 10,000	Y
Bulkley-Nechako	District of Vanderhoof Airport - Rehabilitation	Regional and Local Airports	\$ 66,135	Y
Bulkley-Nechako	Fraser Lake Arena and Innovation Center - Ammonia Plant and Building Envelope Upgrade	Recreational Infrastructure	\$ 75,002	Y
Bulkley-Nechako	Burns Lake Mountain Bike Association Uptrack and Village Connector Construction	Recreational Infrastructure	\$ 12,790	Y
Bulkley-Nechako	Stuart Lake Golf Club Equipment Storage and Maintenance Shop Construction	Recreational Infrastructure	\$ 94,445	N
Bulkley-Nechako	Multi-Use Pathway Construction - Smithers to Telkwa	Recreational Infrastructure	\$ 29,034	N
Bulkley-Nechako	Village of Telkwa - Riverside Pathway Construction	Recreational Infrastructure	\$ 37,500	Y
Bulkley-Nechako	Village of Telkwa - BBQ Grounds Park - Infrastructure Installation	Recreational Infrastructure	\$ 30,000	Y
Bulkley-Nechako	Multi-use Trail - Smithers to Telkwa - Phase 1 Detail Design	Recreational Infrastructure	\$ 25,265	N
Bulkley-Nechako	Bulkley Valley Pool and Recreation Centre - Roof Envelope Replacement	Recreational Infrastructure	\$ 27,750	Y
Bulkley-Nechako	Omineca Cross-Country Ski Club - Track Lighting Upgrade	Recreational Infrastructure	\$ 47,410	N
Bulkley-Nechako	Beacon Theatre - Exterior Renovation	Cultural Infrastructure	\$ 55,000	Y
Bulkley-Nechako	Pope Mountain Arts Building - Furnace Replacement	Community Energy Systems	\$ 6,000	N
Bulkley-Nechako	Fort St. James Snowmobile Club - Trail Bridge Replacement	Recreational Infrastructure	\$ 11,506	N
Bulkley-Nechako	Cluculz Lake Fire Department - New Hall Construction and Truck Purchase	Fire Halls and Fire Stations	\$ 200,500	N
Bulkley-Nechako	Southside Volunteer Fire Department Hall Rehabilitation	Fire Halls and Fire Stations	\$ 17,780	N
Bulkley-Nechako	Nechako Valley Exhibition - Cattle Barn Renovation	Recreational Infrastructure	\$ 33,936	N
Bulkley-Nechako	Knockholt Landfill - Expansion - Phase 3	Solid Waste	\$ 70,000	N
Burnaby	Central Park Perimeter Urban Trail	Recreational Infrastructure	\$ 474,699	Y
Burns Lake	Burns Lake Road Improvements - Various Streets	Local Roads, Bridges, and Active Transportation	\$ 200,000	Y
Cache Creek	2022 Sewer Plant - Upgrades	Wastewater	\$ 30,201	Y
Cache Creek	2022 Water Treatment Plant Upgrade	Drinking Water	\$ 20,491	Y
Campbell River	Cycling Path Upgrades - Campbell River	Local Roads, Bridges, and Active Transportation	\$ 26,228	N
Campbell River	Marine Foreshore Restoration	Wastewater	\$ 70,986	Y
Campbell River	Pedestrian Signal Crossings	Local Roads, Bridges, and Active Transportation	\$ 32,599	N
Campbell River	Asphalt Overlay Project	Local Roads, Bridges, and Active Transportation	\$ 139,282	N
Campbell River	Robron Community Sports Field - Artificial Turf Installation	Sport Infrastructure	\$ 100,000	N

2022 Canada Community-Building Fund Project List  
 Projects as reported by Ultimate Recipients between January 1 and December 1, 2022  
 The data found with this report is subject to change.

Ultimate Recipient	Project Title	Investment Category	Funds Spent	Completed
Campbell River	New Transit Bus Shelters - Various Locations	Public Transit	\$ 40,598	N
Campbell River	Campbell River Sportsplex - Rehabilitation and Expansion	Recreational Infrastructure	\$ 1,950,000	Y
Campbell River	Greenway Loop Wayfinding & Signage	Local Roads, Bridges, and Active Transportation	\$ 1,580	Y
Campbell River	Willow Point Park Turf Installation	Sport Infrastructure	\$ 11,118	Y
Campbell River	Maritime Heritage Centre - Envelope Upgrades	Cultural Infrastructure	\$ 89,808	Y
Campbell River	Municipal Broadband Network Project: 10th Ave Extension	Broadband Connectivity	\$ 5,038	Y
Campbell River	Seagull Walkway - Surface Improvements	Recreational Infrastructure	\$ 29,411	N
Campbell River	Campbellton Neighborhood - Parkette Projects	Recreational Infrastructure	\$ 54,349	Y
Campbell River	Robron Park - Pickleball Courts Construction	Recreational Infrastructure	\$ 32,773	N
Campbell River	Willow Park - Upgrades and Modifications for Baseball Field	Recreational Infrastructure	\$ 84,145	Y
Campbell River	Baikie Island Bridge - Foundation Upgrade	Local Roads, Bridges, and Active Transportation	\$ 131,820	N
Campbell River	Maryland Park Improvements - Design and Construction	Recreational Infrastructure	\$ 17,703	N
Campbell River	Hilchey Road - Bike Lane Installation	Local Roads, Bridges, and Active Transportation	\$ 114,215	N
Capital	William Simmons Community Park - Trail Development	Recreational Infrastructure	\$ 2,352	N
Capital	Maliview Waste Water Treatment Plant Engineering Study and Design	Wastewater	\$ 87,332	N
Capital	Fulford Water Main Replacement	Drinking Water	\$ 14,765	N
Capital	Carpenter Road Community Park - Earthen Dam Assessment	Capacity Building - Asset Management	\$ 10,040	Y
Capital	Rainbow Road Aquatic Centre - Pool Electrical Upgrades	Recreational Infrastructure	\$ 42,502	N
Capital	Salt Spring Island Library - Renovation	Cultural Infrastructure	\$ 1,310	Y
Capital	Southern Gulf Islands Transportation Service Planning	Capacity Building - Long-Term Infrastructure Planning	\$ 26,543	Y
Capital	Juan de Fuca Electoral Area - Long Term Strategic Recreation Plan	Capacity Building - Integrated Community Sustainability Planning	\$ 40,000	Y
Capital	East Sooke Water Servicing Plan	Capacity Building - Long-Term Infrastructure Planning	\$ 25,243	N
Capital	Wilderness Mountain Water Service - Source Water Protection Plan	Capacity Building - Long-Term Infrastructure Planning	\$ 19,479	N
Capital	Revitalization of Centennial Park in Ganges Village	Recreational Infrastructure	\$ 94,095	N
Capital	Money Lake Dam - Detailed Design and Infrastructure Improvements	Drinking Water	\$ 54,553	N
Capital	Water System Upgrades at Sticks Allison Water Service	Drinking Water	\$ 195	N
Capital	Coppermine Community Park - Tennis Court Resurfacing Project	Recreational Infrastructure	\$ 63,691	Y
Capital	Wieland Road Trail - New Construction	Recreational Infrastructure	\$ 14,479	N
Capital	Kemp Lake Fishing Dock - Purchase & Installation	Recreational Infrastructure	\$ 2,343	N
Capital	Wilderness Mountain Water Service - Water Treatment Assessment for Enhancement	Capacity Building - Long-Term Infrastructure Planning	\$ 39,937	N
Capital	Salt Spring Island Public Library HVAC Upgrade	Community Energy Systems	\$ 135,942	N
Capital	Beddis Water Treatment Plant Intake Improvement - Design and Construction	Drinking Water	\$ 20,056	N
Capital	Highland and Fernwood Water Treatment Plant Intake Improvement - Design and Construction	Drinking Water	\$ 20,056	N
Capital	Burgoyne Valley Community Farm - Construction of Community Composting Facility (Phase 2)	Solid Waste	\$ 31,327	N

2022 Canada Community-Building Fund Project List  
 Projects as reported by Ultimate Recipients between January 1 and December 1, 2022  
 The data found with this report is subject to change.

Ultimate Recipient	Project Title	Investment Category	Funds Spent	Completed
Capital	Ganges Village Transportation Plan	Capacity Building - Long-Term Infrastructure Planning	\$ 28,323	N
Capital	Bus Shelter at West Horel Road and Fulford/Ganges Road Project	Public Transit	\$ 830	N
Capital	Gulf-INLET – Strategic Planning to Support Purposeful Travel in the SGI	Capacity Building - Integrated Community Sustainability Planning	\$ 80,000	Y
Capital	Salt Spring Island Rainbow Recreation Centre Expansion – Multipurpose Room Addition	Recreational Infrastructure	\$ 350,000	Y
Cariboo	Central Cariboo Recreation Complex Boiler Upgrade and Heat Recovery Conversion	Community Energy Systems	\$ 38,779	Y
Cariboo	100 Mile Snowmobile Club - Energy Efficiency Improvements - Warming Hut and Clubhouse	Community Energy Systems	\$ 11,463	Y
Cariboo	Solar Array at the South Cariboo Arena	Recreational Infrastructure	\$ 88,354	N
Cariboo	Horsefly Community Hall - Water System Upgrades	Drinking Water	\$ 5,545	Y
Cariboo	Kersley Recreation Complex - Exterior Lighting - LED Upgrade	Community Energy Systems	\$ 5,292	Y
Cariboo	Miocene Community Hall - Lighting Upgrade	Community Energy Systems	\$ 3,460	Y
Cariboo	Quesnel and District Antique Machinery Park - Upgrades to Infrastructure	Cultural Infrastructure	\$ 19,000	Y
Cariboo	Interlakes Community Hall - Lighting Upgrade	Community Energy Systems	\$ 12,000	Y
Cariboo	Forest Grove Community Hall - Solar Panel Installation	Community Energy Systems	\$ 64,116	Y
Cariboo	Kersley Recreation Complex and Arena - Water Treatment System Upgrade	Recreational Infrastructure	\$ 6,000	Y
Cariboo	Solid Waste Transfer Stations - Tipper Bins Replacements	Solid Waste	\$ 521,658	N
Cariboo	Quesnel Landfill - Earthen Berm Construction	Solid Waste	\$ 247,549	Y
Cariboo	Solid Waste Management Plan - 10-Year Update	Capacity Building - Long-Term Infrastructure Planning	\$ 58,029	N
Cariboo	Red Bluff Sewer System - Sanitation Truck Dump Station Installation	Wastewater	\$ 60,000	Y
Cariboo	Community of Lac La Hache Drinking Water System - Design New Pumphouse and SCADA System	Drinking Water	\$ 17,500	Y
Cariboo	Community of 108 Mile House - Curbside Garbage Totes for Garbage Collection	Solid Waste	\$ 14,916	Y
Cariboo	Community of Lac La Hache - Water and Sewer Mains Re-alignment at McKinley Drive	Drinking Water	\$ 120,000	Y
Cariboo	Big Lake Community Hall - Water Treatment System Installation	Drinking Water	\$ 8,913	Y
Cariboo	Lone Butte Water Tower and Alice Singleton Heritage House - Solar Panel Installation	Community Energy Systems	\$ 26,246	Y
Cariboo	Likely Community Hall - Solar Panel Installation	Community Energy Systems	\$ 21,557	Y
Cariboo	Nimpo Lake Community Hall - On-Demand Hot Water System Installation	Community Energy Systems	\$ 7,427	Y
Cariboo	Quesnel Arts and Recreation Center - Energy Saving Upgrades	Community Energy Systems	\$ 29,484	N
Cariboo	Quesnel Arena #2 - Retrofit of Boilers and Furnaces	Community Energy Systems	\$ 25,000	Y
Cariboo	Quesnel Indoor Soccer Complex - Heat Recovery Ventilation System and Outdoor LED Lighting	Recreational Infrastructure	\$ 9,909	N
Cariboo	Cariboo Memorial Complex - Insulation Upgrade to Gibraltar Room Ceiling	Recreational Infrastructure	\$ 50,000	Y

2022 Canada Community-Building Fund Project List  
 Projects as reported by Ultimate Recipients between January 1 and December 1, 2022  
 The data found with this report is subject to change.

Ultimate Recipient	Project Title	Investment Category	Funds Spent	Completed
Castlegar	Millennium Park Washroom and Playground Upgrades	Recreational Infrastructure	\$ 208,824	N
Castlegar	Curbside Organics Implementation - Bin Purchase	Solid Waste	\$ 26,869	N
Central Coast	Denny Island Community Water System	Drinking Water	\$ 158,049	N
Central Coast	Solid Waste Management Plan - 5-Year Effectiveness Review	Capacity Building - Long-Term Infrastructure Planning	\$ 383	N
Central Coast	Bella Coola Valley - Official Community Plan Update	Capacity Building - Integrated Community Sustainability Planning	\$ 6,345	N
Central Coast	Solid Waste Management Plan 4 - Ground Water Monitoring	Capacity Building - Long-Term Infrastructure Planning	\$ 50,404	N
Central Kootenay	Cottonwood Lake Regional Park - Shelter Upgrades	Recreational Infrastructure	\$ 4,971	Y
Central Kootenay	South Slocan Greenway Project	Recreational Infrastructure	\$ 15,117	N
Central Kootenay	Mt. Abriel Trail Network Recreation Infrastructure Phases 2 & 3	Recreational Infrastructure	\$ 20,000	N
Central Kootenay	North Kootenay Lake Broadband Fibre Backhaul and Last Mile Infrastructure	Broadband Connectivity	\$ 18,750	Y
Central Kootenay	Community Skating Facility at Morning Mountain Regional Park - Enhancement Project	Recreational Infrastructure	\$ 7,064	N
Central Kootenay	Storbo Road Water Users Society - Infrastructure Upgrades Project	Drinking Water	\$ 6,250	Y
Central Kootenay	Boosting Internet Connectivity in the Creston Valley	Broadband Connectivity	\$ 32,225	Y
Central Kootenay	Creston Education Centre (Window and Roofing Upgrade)	Community Energy Systems	\$ 52,312	N
Central Kootenay	Nelson Nordic Ski Club Recreation Infrastructure Upgrade Project	Recreational Infrastructure	\$ 10,000	Y
Central Kootenay	Nelson Cycling Club Mountain Bike Trail Network Enhancement	Recreational Infrastructure	\$ 25,000	N
Central Kootenay	Upgrades to the existing Skattebo Reach Trail	Recreational Infrastructure	\$ 7,001	N
Central Kootenay	Ootischenia Improvement District - Watermain Capacity Upgrade	Drinking Water	\$ 30,000	Y
Central Kootenay	Leecrest Improvement District Drinking Water System- Power Generator Upgrade Project	Drinking Water	\$ 2,500	Y
Central Kootenay	Nakusp and Area Community Trails Society - Dinner Creek Bridge Replacement on Peter Roulston Trail	Recreational Infrastructure	\$ 2,500	Y
Central Kootenay	Taghum Community Society - Taghum Hall Recreation Infrastructure Project	Recreational Infrastructure	\$ 12,500	Y
Central Kootenay	Nelson Tennis Club Multisport Complex - Final Phase	Recreational Infrastructure	\$ 11,311	N
Central Kootenay	Balfour Recreation Commission - Balfour Community Park and Playing Fields Upgrade	Recreational Infrastructure	\$ 14,865	N
Central Kootenay	Nelson Baseball Association - Queen Elizabeth Park Scoreboard & Spectator Bleachers Upgrade	Recreational Infrastructure	\$ 6,500	Y
Central Kootenay	Sunshine Estates Water Utility Society - Power Generator Upgrade	Drinking Water	\$ 3,800	N
Central Kootenay	Salmo Ski Hill - Building Retrofit	Recreational Infrastructure	\$ 60,000	Y
Central Kootenay	Balfour Community Hall - Facility Access Upgrade	Recreational Infrastructure	\$ 11,000	N
Central Kootenay	Foster Creek Water Users' Community Water Mainline Replacement	Drinking Water	\$ 39,000	Y
Central Kootenay	Columbia Basin Broadband Connectivity Project: Trail to Nelson Fibre Transport Expansion	Broadband Connectivity	\$ 400,000	N
Central Kootenay	Krestova Improvement District - Water Source Well Development	Drinking Water	\$ 56,671	N

2022 Canada Community-Building Fund Project List  
Projects as reported by Ultimate Recipients between January 1 and December 1, 2022  
The data found with this report is subject to change.

Ultimate Recipient	Project Title	Investment Category	Funds Spent	Completed
Central Kootenay	The West Kootenay Gateway Visitors Centre - Construction	Tourism Infrastructure	\$ 90,000	N
Central Kootenay	Nakusp Marina Breakwater Replacement	Tourism Infrastructure	\$ 15,000	N
Central Kootenay	Crawford Creek Regional Park - Infrastructure Upgrade	Recreational Infrastructure	\$ 5,000	N
Central Kootenay	Lardeau Regional Park - Infrastructure Upgrade	Recreational Infrastructure	\$ 20,000	Y
Central Kootenay	Woodbury Water System - Water Mainline Relocate	Drinking Water	\$ 85,440	Y
Central Kootenay	Sunshine Bay Regional Park - Recreation Infrastructure Upgrade	Recreational Infrastructure	\$ 65,000	Y
Central Kootenay	Cottonwood Lake Regional Park - Recreation Infrastructure Expansion	Recreational Infrastructure	\$ 212,922	Y
Central Kootenay	Castlegar & District Community Complex Seniors Centre HVAC Upgrade	Community Energy Systems	\$ 45,540	Y
Central Kootenay	Balfour Water System - Busk Road Mainline Upgrade	Drinking Water	\$ 88,009	Y
Central Okanagan	Regional District of Central Okanagan Regional Strategic Transportation Plan	Capacity Building - Long-Term Infrastructure Planning	\$ 99,648	Y
Central Okanagan	Joe Rich Community Park - Irrigation System Retrofit	Recreational Infrastructure	\$ 2,925	N
Central Okanagan	Killiney Bank Protection and Rehabilitation	Recreational Infrastructure	\$ 12,835	Y
Central Okanagan	Westshore Estates Neighbourhood - Recreation Infrastructure Construction	Recreational Infrastructure	\$ 7,950	N
Central Okanagan	Fintry Park Upgrades	Recreational Infrastructure	\$ 9,054	N
Central Okanagan	Joe Rich Community Hall Upgrade	Recreational Infrastructure	\$ 1,530	Y
Central Saanich	Maber Flats Agricultural Area - Stormwater Improvements	Wastewater	\$ 85,033	Y
Central Saanich	Central Saanich Road Rehabilitation - Various Locations	Local Roads, Bridges, and Active Transportation	\$ 251,132	Y
Chase	Drinking Water Pipe - Infrastructure Upgrades - Brooke Drive and Shepherd Road	Drinking Water	\$ 41,040	N
Chetwynd	Debt Servicing - Sewer Treatment Plant	Wastewater	\$ 97,824	N
Chetwynd	Debt Servicing - East Trunk Main	Wastewater	\$ 74,689	N
Chetwynd	Active Transportation Lighting Installation	Local Roads, Bridges, and Active Transportation	\$ 74,766	Y
Chilliwack	Synthetic Turf Field Sports Facility Construction	Recreational Infrastructure	\$ 1,552,000	Y
Chilliwack	Roads Rehabilitation / Repaving and Bike Lane Additions - Various Locations	Local Roads, Bridges, and Active Transportation	\$ 1,820,118	Y
Chilliwack	Beginner Level Cycle Pump Track Construction	Recreational Infrastructure	\$ 118,300	Y
Chilliwack	Chilliwack Fire Department - Firehall #2 Improvements	Fire Halls and Fire Stations	\$ 19,987	N
Chilliwack	City of Chilliwack - Community Plans Development	Capacity Building - Integrated Community Sustainability Planning	\$ 91,551	Y
Clearwater	Multi-Use Pathway Construction - Highway 5 to the Wells Gray Inn	Local Roads, Bridges, and Active Transportation	\$ 128,485	N
Clinton	Carson Street - Road Rehabilitation	Local Roads, Bridges, and Active Transportation	\$ 278,455	Y
Coldstream	Storm Water Management Project - Coldstream Creek	Wastewater	\$ 57,014	Y
Coldstream	Coldstream Station Parking Lot and Washroom Construction	Recreational Infrastructure	\$ 815,166	N
Coldstream	Lavington Wetland Drinking Water - Assessment and Improvement	Drinking Water	\$ 16,366	N
Coldstream	Lavington Park - Irrigation System Installation	Recreational Infrastructure	\$ 5,400	N
Columbia Shuswap	Saratoga Water Connection	Drinking Water	\$ 261,674	Y

2022 Canada Community-Building Fund Project List  
 Projects as reported by Ultimate Recipients between January 1 and December 1, 2022  
 The data found with this report is subject to change.

Ultimate Recipient	Project Title	Investment Category	Funds Spent	Completed
Columbia Shuswap	Columbia-Shuswap Regional District - Comprehensive Asset Management Plan Development	Capacity Building - Asset Management	\$ 5,385	Y
Columbia Shuswap	Bristow Road Boat Launch - Construction	Recreational Infrastructure	\$ 106,359	Y
Columbia Shuswap	Golden Nordic Ski Club - Groomer Acquisition	Sport Infrastructure	\$ 40,000	Y
Columbia Shuswap	Blind Bay - Streetlights Installation	Local Roads, Bridges, and Active Transportation	\$ 28,605	N
Columbia Shuswap	Golden Rodeo Grounds - Water Well Construction	Drinking Water	\$ 5,644	N
Columbia Shuswap	Falkland Drinking Water Service - Infrastructure Upgrades	Drinking Water	\$ 26,219	Y
Columbia Shuswap	Cambie Community Hall - Water Infrastructure Replacement	Drinking Water	\$ 45,552	N
Columbia Shuswap	Windsor Road Boat Launch - Concrete Apron Replacement	Recreational Infrastructure	\$ 43,975	Y
Columbia Shuswap	Golden Library Building - HVAC Energy Efficiency Upgrades	Community Energy Systems	\$ 14,000	N
Columbia Shuswap	Eagle Bay Community Park - New Construction	Recreational Infrastructure	\$ 105,238	N
Columbia Shuswap	Notch Hill Town Hall - Water Well Replacement	Drinking Water	\$ 32,857	N
Columbia Shuswap	Sorrento - Blind Bay Park - Multi-use Trail Construction	Recreational Infrastructure	\$ 98,147	N
Columbia Shuswap	Sunnybrae Community Park - Parking Lot Improvement	Recreational Infrastructure	\$ 4,268	N
Columbia Shuswap	Whitehead Road Boat Launch - Improvement Project	Recreational Infrastructure	\$ 61,377	N
Columbia Shuswap	Shuswap Fire Halls - Energy Efficiency Lighting Upgrades	Community Energy Systems	\$ 11,246	N
Columbia Shuswap	Ranchero - Deep Creek Firehall - Energy Efficiency Upgrades	Community Energy Systems	\$ 36,005	N
Columbia Shuswap	Falkland Seniors Hall - Flooring Replacement	Recreational Infrastructure	\$ 6,944	Y
Columbia Shuswap	Sicamous Recreation Centre - Roof Replacement	Recreational Infrastructure	\$ 65,243	N
Columbia Shuswap	Yard Creek Park - Design and Construction	Recreational Infrastructure	\$ 1,708	N
Colwood	Low Carbon Resiliency Plan Development	Capacity Building - Integrated Community Sustainability Planning	\$ 93,310	Y
Colwood	Allandale Road Works	Local Roads, Bridges, and Active Transportation	\$ 1,453,884	N
Colwood	Street Light Program - LED Upgrades	Local Roads, Bridges, and Active Transportation	\$ 89,826	Y
Colwood	Colwood Sidewalk & Bike Lane Program	Local Roads, Bridges, and Active Transportation	\$ 76,518	N
Comox Valley RD	Denman Island - Cross Island Greenway and Trail Project	Local Roads, Bridges, and Active Transportation	\$ 17,192	N
Comox Valley RD	One Spot Trail - Improvements	Recreational Infrastructure	\$ 219,220	N
Comox Valley RD	Seal Bay Nature Park Management and Implementation - Phase 2	Recreational Infrastructure	\$ 110,383	N
Comox Valley RD	Lazo Road Greenway Development	Local Roads, Bridges, and Active Transportation	\$ 28,214	N
Comox Valley RD	Black Creek - Oyster Bay Water Meter Replacement	Drinking Water	\$ 17,500	N
Comox Valley RD	Denman and Hornby Internet Landing Sites Installation	Broadband Connectivity	\$ 140,671	N
Comox Valley RD	Community of Union Bay - 3rd Street Watermain Replacement	Drinking Water	\$ 15,835	N
Comox Valley RD	Community of Mount Washington - Fire Hall Construction	Fire Halls and Fire Stations	\$ 68,286	N
Comox Valley RD	Extension of Sewer Services South - Phase 1	Wastewater	\$ 206,559	N
Comox Valley RD	Electric Vehicle Charging Stations Installation	Community Energy Systems	\$ 38,858	N
Comox Valley RD	Dyke Road Park - Improvements	Recreational Infrastructure	\$ 17,211	N
Comox Town	Balmoral Avenue - Paving and Sidewalks Rehabilitation	Local Roads, Bridges, and Active Transportation	\$ 37,703	N
Comox Town	Beaufort Avenue - Road Widening, Bike Lanes, Sidewalks, and Underground Hydro Construction	Local Roads, Bridges, and Active Transportation	\$ 58,836	N

2022 Canada Community-Building Fund Project List  
 Projects as reported by Ultimate Recipients between January 1 and December 1, 2022  
 The data found with this report is subject to change.

Ultimate Recipient	Project Title	Investment Category	Funds Spent	Completed
Comox Town	Capilano Road - Resurface and Sidewalk Rehabilitation	Local Roads, Bridges, and Active Transportation	\$ 73,684	N
Comox Town	Rodello Street and Comox Avenue - Roundabout Construction	Local Roads, Bridges, and Active Transportation	\$ 7,721	N
Comox Town	Glacier View Drive and Comox Avenue - Roundabout Construction	Local Roads, Bridges, and Active Transportation	\$ 20,713	N
Comox Town	Koksilah Court - Road Resurfacing and Sidewalk Rehabilitation	Local Roads, Bridges, and Active Transportation	\$ 63,832	N
Comox Town	Noel Avenue Resurfacing - Aitken Street to Aspen Road	Local Roads, Bridges, and Active Transportation	\$ 190,476	N
Comox Town	Pritchard Road - Resurfacing and Sidewalk Rehabilitation	Local Roads, Bridges, and Active Transportation	\$ 89,882	Y
Comox Town	Manor Drive - Storm Outfall Installation	Wastewater	\$ 236,109	N
Comox Town	Noel Avenue (West end) - Storm Outfall Installation	Wastewater	\$ 10,202	Y
Coquitlam	Town Centre Park Wayfinding and Digital Parking Signs Installation	Recreational Infrastructure	\$ 58,461	Y
Coquitlam	Pipeline Road Upgrade: Guildford Way to David Avenue	Local Roads, Bridges, and Active Transportation	\$ 17,586	N
Coquitlam	Public Wifi Installation	Broadband Connectivity	\$ 100,000	Y
Coquitlam	Sport Court Improvements - Bramblewood Park Tennis Court	Sport Infrastructure	\$ 122,303	Y
Coquitlam	Parks Infrastructure Replacement - Panorama Park, Alouette Park, Mundy Park, and Lawnbowling Green	Recreational Infrastructure	\$ 350,000	Y
Coquitlam	In-Laid Pavement Marker Installation - Various Locations	Local Roads, Bridges, and Active Transportation	\$ 101,497	Y
Coquitlam	2022 Sidewalk Upgrade Program - Various Locations	Local Roads, Bridges, and Active Transportation	\$ 15,000	Y
Coquitlam	Gatensbury Multi-Use Pathway (Port Moody border to Regan Avenue)	Local Roads, Bridges, and Active Transportation	\$ 14,000	N
Coquitlam	Guildford Greenway Project -Pinetree Way	Local Roads, Bridges, and Active Transportation	\$ 13,744	N
Coquitlam	Intersection Improvements - Falcon Drive and Runnel Drive	Local Roads, Bridges, and Active Transportation	\$ 76,880	Y
Coquitlam	Intersection Improvements - Pinetree Road and Town Centre	Local Roads, Bridges, and Active Transportation	\$ 60,000	Y
Coquitlam	Lougheed Highway - Multi-use Path Project (Christmas Way to Barnet Highway)	Local Roads, Bridges, and Active Transportation	\$ 30,000	N
Courtenay	Storm Drainage - 200 Back Road -- Storm Culvert Improvement	Wastewater	\$ 40,000	Y
Courtenay	6th St Bridge Multi-Use Active Transportation Bridge Construction	Local Roads, Bridges, and Active Transportation	\$ 128,500	N
Courtenay	5th Street Bridge Refurbishment	Local Roads, Bridges, and Active Transportation	\$ 640,000	Y
Courtenay	Bike Lanes and Paving - Old Island Hwy & 5th Street (Bridge to Headquarters)	Local Roads, Bridges, and Active Transportation	\$ 406,633	Y
Courtenay	Fitzgerald Avenue - 4th Street to 5th Street - Asphalt Rehabilitation	Local Roads, Bridges, and Active Transportation	\$ 153,319	Y
Courtenay	10th Street - Willemar Avenue to Piercy Avenue - Asphalt Rehabilitation	Local Roads, Bridges, and Active Transportation	\$ 194,937	Y
Courtenay	14th Street - Cumberland Road to Willemar Avenue - Asphalt Rehabilitation	Local Roads, Bridges, and Active Transportation	\$ 194,939	Y
Courtenay	Cowichan Avenue - Ryan Road to 4th Street East - Asphalt Rehabilitation	Local Roads, Bridges, and Active Transportation	\$ 84,429	Y
Courtenay	Dingwall Road - Highway 19A to Western Road - Asphalt Rehabilitation	Local Roads, Bridges, and Active Transportation	\$ 384,808	Y
Cowichan Valley RD	Mill Bay Wastewater Integration Phase 1 (Area A)	Wastewater	\$ 1,920,666	N
Cowichan Valley RD	Ditidaht First Nation Microgrid Assessment	Capacity Building - Integrated Community Sustainability Planning	\$ 134,009	Y
Cowichan Valley RD	Shawnigan Lake Village - Rail Trail Construction	Recreational Infrastructure	\$ 27,964	N
Cowichan Valley RD	Woodley Range Water System Upgrades	Drinking Water	\$ 9,239	N
Cowichan Valley RD	Shawnigan Beach Estates - Infiltration and Inflow Remediation	Wastewater	\$ 16,005	N



2022 Canada Community-Building Fund Project List  
 Projects as reported by Ultimate Recipients between January 1 and December 1, 2022  
 The data found with this report is subject to change.

Ultimate Recipient	Project Title	Investment Category	Funds Spent	Completed
Cowichan Valley RD	Kerry Village Drinking Water System - Treatment and New Source Evaluation	Capacity Building - Long-Term Infrastructure Planning	\$ 1,488	N
Cowichan Valley RD	Bright Angel Park Suspension Bridge Rehabilitation	Local Roads, Bridges, and Active Transportation	\$ 42,858	Y
Cowichan Valley RD	Shawnigan Lake North - McKean Road Water Pipe Replacement	Drinking Water	\$ 7,987	Y
Cowichan Valley RD	Woodley Range Water System - Electrical System Renewal	Drinking Water	\$ 5,745	Y
Cowichan Valley RD	Douglas Hill Drinking Water System - Well Supply Line Pipe Replacement	Drinking Water	\$ 24	Y
Cowichan Valley RD	Roadside Path Along Shawnigan Mill Bay Road	Local Roads, Bridges, and Active Transportation	\$ 660,554	N
Cowichan Valley RD	Shawnigan Lake Community Centre - Condition Based Assessment Upgrades	Recreational Infrastructure	\$ 16,620	N
Cowichan Valley RD	Shellwood Drinking Water System - Well Rehabilitation	Drinking Water	\$ 2,271	N
Cowichan Valley RD	Asset Management: Phase 2 - Cowichan Valley	Capacity Building - Asset Management	\$ 233,099	N
Cowichan Valley RD	Electoral Area E - Roadside Pathways Construction	Local Roads, Bridges, and Active Transportation	\$ 21,013	N
Cowichan Valley RD	Cobble Hill Village Sewer Treatment & Collection Upgrades	Wastewater	\$ 36,123	N
Cowichan Valley RD	Carlton Water System - Treatment Building Replacement	Drinking Water	\$ 91,388	Y
Cowichan Valley RD	Cherry Point Drinking Water System - Electrical Upgrade	Drinking Water	\$ 1,654	N
Cowichan Valley RD	Dogwood Ridge Drinking Water System - Electrical System Renewal	Drinking Water	\$ 1,031	N
Cowichan Valley RD	Saltair Drinking Water System - Electrical System Renewal	Drinking Water	\$ 1,031	N
Cowichan Valley RD	Shawnigan Village - South Sector Liquid Waste Master Plan - Update	Capacity Building - Long-Term Infrastructure Planning	\$ 14,605	N
Cowichan Valley RD	Mesachie Sewer System Treatment Upgrade	Wastewater	\$ 9,744	N
Cowichan Valley RD	Eagle Heights Sewer - Electrical System Renewal	Wastewater	\$ 5,251	N
Cowichan Valley RD	Maple Hills Sewer System - Electrical System Renewal	Wastewater	\$ 1,031	N
Cowichan Valley RD	Mesachie Lake Playground Replacement	Recreational Infrastructure	\$ 52,648	Y
Cowichan Valley RD	Wessex Ravine Park - Community Pathway Connection	Recreational Infrastructure	\$ 27,572	N
Cowichan Valley RD	Stocking Creek Park Pedestrian Bridge Replacement	Recreational Infrastructure	\$ 100,000	Y
Cowichan Valley RD	Area G Community Trail Improvements	Recreational Infrastructure	\$ 30,885	Y
Cowichan Valley RD	Thetis Island Community Wharf - Refurbishment - Phase 1	Tourism Infrastructure	\$ 24,200	N
Cowichan Valley RD	Stoker Park - Beach Accessibility Improvements - Area I	Recreational Infrastructure	\$ 3,309	N
Cowichan Valley RD	Woodland Shores Trail Upgrades - Area I	Recreational Infrastructure	\$ 97,777	N
Cowichan Valley RD	Price Park Trail - Upgrades - Phase 2	Recreational Infrastructure	\$ 10,810	N
Cowichan Valley RD	Cowichan Valley Regional District - Asset Management - Staff Capability Improvement Plan	Capacity Building - Asset Management	\$ 2,358	N
Cranbrook	2018 Local Drainage Upgrades - Cranbrook	Wastewater	\$ 82,940	Y
Cranbrook	Cranbrook Official Community Plan	Capacity Building - Integrated Community Sustainability Planning	\$ 120,703	N
Cranbrook	2022 Capital Works Program - 4th Street North - Reconstruction	Local Roads, Bridges, and Active Transportation	\$ 900,000	Y
Creston	Storm Water Retention Pond Construction- Schkurski Park	Wastewater	\$ 13,119	Y
Creston	Fire Hall Construction - New Construction - 1503 Cook Street	Fire Halls and Fire Stations	\$ 100,000	Y
Creston	Hurl Street - Road Paving Project	Local Roads, Bridges, and Active Transportation	\$ 215,629	Y
Creston	Transportation Master Plan Development	Capacity Building - Long-Term Infrastructure Planning	\$ 50,000	Y

2022 Canada Community-Building Fund Project List  
 Projects as reported by Ultimate Recipients between January 1 and December 1, 2022  
 The data found with this report is subject to change.

Ultimate Recipient	Project Title	Investment Category	Funds Spent	Completed
Creston	Road Restoration - Various Locations - 2022	Local Roads, Bridges, and Active Transportation	\$ 40,749	Y
Daajing Giids	Transportation Network Improvement Project	Local Roads, Bridges, and Active Transportation	\$ 56,414	N
Dawson Creek	Camarlo Subdivision Paving (89th Avenue and 20A Street)	Local Roads, Bridges, and Active Transportation	\$ 1,127,656	Y
Dawson Creek	Road Reconstruction and Paving - 94th Avenue: 13th Street - 17th Street	Local Roads, Bridges, and Active Transportation	\$ 931,117	Y
Delta	Roadway Construction - Vantage Way - 76 Street to 80 Street	Local Roads, Bridges, and Active Transportation	\$ 360,000	Y
Delta	Multi-use path Construction - 44 Avenue - 48B Street to Arthur Drive	Local Roads, Bridges, and Active Transportation	\$ 372,000	N
Duncan	Storm Sewer Assesment - Duncan	Capacity Building - Asset Management	\$ 18,095	N
Duncan	Charles Hoey Railway Crossing - Pedestrian Crosswalk Installation	Local Roads, Bridges, and Active Transportation	\$ 1,254	N
Duncan	Transportation and Mobility Strategy	Capacity Building - Long-Term Infrastructure Planning	\$ 58,069	N
Duncan	Centennial Park - Water Park Facility Renewal	Recreational Infrastructure	\$ 12,199	Y
Duncan	Duncan Drinking Water Supply - Groundwater Level Study	Capacity Building - Long-Term Infrastructure Planning	\$ 16,595	Y
Duncan	Canada Avenue Rehabilitation and Cycling Lanes Addition	Local Roads, Bridges, and Active Transportation	\$ 5,331	N
Duncan	Third Street Renewal - Curb & Gutter	Wastewater	\$ 41,711	N
Duncan	Third Street - Sidewalk Renewal	Local Roads, Bridges, and Active Transportation	\$ 4,666	N
Duncan	Beech Road Sidewalk Upgrade	Local Roads, Bridges, and Active Transportation	\$ 1,389	N
Duncan	City of Duncan - Crosswalk Flashers Installation - Various Locations	Local Roads, Bridges, and Active Transportation	\$ 21,000	N
Duncan	Asset Management Plan - Development and Implementation	Capacity Building - Asset Management	\$ 13,550	N
Duncan	Official Community Plan - Update and Review	Capacity Building - Integrated Community Sustainability Planning	\$ 35,722	N
East Kootenay	Lazy Lake Water Level Control Diversion Ditch & Culvert	Recreational Infrastructure	\$ 9,322	Y
East Kootenay	Key City Theatre Kitchen and Stage Renovation	Cultural Infrastructure	\$ 49,000	Y
East Kootenay	Kootenay East Youth Soccer Association - Final Construction Costs	Recreational Infrastructure	\$ 40,000	Y
East Kootenay	Electoral Areas B,C, and E - Broadband Connectivity Project	Broadband Connectivity	\$ 210,000	N
East Kootenay	Kimberley Broadband Connectivity at Wasa Junction	Broadband Connectivity	\$ 200,000	Y
Enderby	Mill Avenue - Road Reconstruction	Local Roads, Bridges, and Active Transportation	\$ 390,000	Y
Esquimalt	Wastewater Inflow and Infiltration Control Program - Township of Esquimalt	Wastewater	\$ 84,608	N
Esquimalt	Roads Corridor - Asset Management Program	Capacity Building - Asset Management	\$ 100,383	N
Esquimalt	Sanitary Lateral Replacement - 393 Fraser Street	Wastewater	\$ 7,802	N
Esquimalt	Sanitary Pipe Connection - Saxe Point Washroom	Wastewater	\$ 30,109	N
Esquimalt	Lyall Street Sidewalk & Speed Control	Local Roads, Bridges, and Active Transportation	\$ 5,419	N
Esquimalt	Kinver Street - Sidewalk Construction	Local Roads, Bridges, and Active Transportation	\$ 43,376	Y
Esquimalt	Archie Browning Parking Lot Sidewalk Upgrade	Local Roads, Bridges, and Active Transportation	\$ 1,595	N
Esquimalt	Accessibility Ramps Installation	Local Roads, Bridges, and Active Transportation	\$ 15,913	Y
Esquimalt	Hither Green Park - Playground and Pathway Construction	Recreational Infrastructure	\$ 168,245	N
Esquimalt	Waterfront Parks - Gorge Pavilion Banquet and Reception Hall Construction	Cultural Infrastructure	\$ 400,036	Y
Fort St. James	Roads Rehabilitation 2022 - Various Locations	Local Roads, Bridges, and Active Transportation	\$ 301,192	Y
Fort St. John	Pedestrian Controlled Crosswalk at 93 Street and 94 Avenue	Local Roads, Bridges, and Active Transportation	\$ 136,580	Y

2022 Canada Community-Building Fund Project List  
 Projects as reported by Ultimate Recipients between January 1 and December 1, 2022  
 The data found with this report is subject to change.

Ultimate Recipient	Project Title	Investment Category	Funds Spent	Completed
Fort St. John	Sidewalks and Streetlighting - 84 Street between 93 Avenue and 100 Avenue	Local Roads, Bridges, and Active Transportation	\$ 592,979	N
Fort St. John	Solar System Trail Lighting	Local Roads, Bridges, and Active Transportation	\$ 350,000	Y
Fraser Lake	Sidewalk and Curb Replacement - Endako Aveune	Local Roads, Bridges, and Active Transportation	\$ 101,364	Y
Fraser Valley	Miracle Valley Aquifer Study	Capacity Building - Long-Term Infrastructure Planning	\$ 7,526	N
Fraser Valley	Hemlock Valley Transfer Station	Solid Waste	\$ 46,174	N
Fraser Valley	Wilson Dike - Park Access Stairs	Recreational Infrastructure	\$ 3,040	Y
Fraser Valley	Thompson Regional Park - Playground Upgrade	Recreational Infrastructure	\$ 57,138	Y
Fraser Valley	Hemlock Valley Community Trail Construction	Recreational Infrastructure	\$ 2,500	N
Fraser Valley	Yale Reservoir Structure and Longevity Assessment	Capacity Building - Long-Term Infrastructure Planning	\$ 12,340	N
Fraser Valley	Popkum Bus Shelter (South Side Yale Road) Installation	Public Transit	\$ 7,564	N
Fraser Valley	Community of Popkum - Fire Hall Modernization	Fire Halls and Fire Stations	\$ 7,500	N
Fraser Valley	Hemlock Fire Hall - Modernization & Renovations	Fire Halls and Fire Stations	\$ 25,000	N
Fraser Valley	Parkrose Wynd Neighbourhood - Connection Pressure Reduction	Drinking Water	\$ 25,000	Y
Fraser Valley	West Popkum Sanitary Local Service Area Plan Update	Capacity Building - Long-Term Infrastructure Planning	\$ 11,885	N
Fraser Valley	Boston Bar Firehall - Modernization & Fire Truck Purchase	Fire Halls and Fire Stations	\$ 191,705	N
Fraser Valley	Morris Valley Roadside Trail - Bridge Safety Improvement	Recreational Infrastructure	\$ 10,000	N
Fraser Valley	Sustainable Sewer Service Delivery Policy and Sewer Gap Analysis Update	Capacity Building - Long-Term Infrastructure Planning	\$ 19,650	N
Fraser-Fort George	Tabor Lake Community Sewer System - Embankment Rehabilitation	Wastewater	\$ 2,388	Y
Fraser-Fort George	Cummings Road Regional Transfer Station Conversion	Solid Waste	\$ 441,157	Y
Fraser-Fort George	Prince George Leisure Pool - Replacement Project	Recreational Infrastructure	\$ 750,000	Y
Fraser-Fort George	Solid Waste Transfer Sites - Collection Container Replacement	Solid Waste	\$ 849,775	N
Fraser-Fort George	Fraser-Fort George Regional Parks - Visitor Infrastructure Replacement and Upgrades	Recreational Infrastructure	\$ 232,892	N
Fruitvale	Pine Avenue - Road Reconstruction	Local Roads, Bridges, and Active Transportation	\$ 41,936	Y
Gibsons	2022 Road Rehabilitation - Reed Road and Payne Road	Local Roads, Bridges, and Active Transportation	\$ 149,245	Y
Gibsons	Dougall Park - Tennis Court Enhancement	Recreational Infrastructure	\$ 39,812	Y
Gibsons	School Road - Roadway and Wharf Rehabilitation Project	Local Roads, Bridges, and Active Transportation	\$ 32,307	N
Gibsons	Natural Asset Inventory and Assessment - Source to Sea	Capacity Building - Asset Management	\$ 13,515	N
Gold River	SCADA Upgrade Project - Wastewater and Drinking Water Systems	Drinking Water	\$ 178,395	N
Gold River	Dring Water Well #3 - Rehabilitation - Motor and Pump Replacement	Drinking Water	\$ 68,465	Y
Golden	Dike Improvements	Disaster Mitigation	\$ 881,363	Y
Golden	Transportation Master Plan	Capacity Building - Long-Term Infrastructure Planning	\$ 43,192	N
Golden	2022 Road Rehabilitation - Capital Paving Expenditures	Local Roads, Bridges, and Active Transportation	\$ 275,000	Y
Golden	Mount 7 Recreation Complex - Ice Rink and Basketball Court Upgrades 2022	Recreational Infrastructure	\$ 29,021	Y
Grand Forks	Boundary Drive & 78th Ave - Road Rehabilitation	Local Roads, Bridges, and Active Transportation	\$ 24,247	Y
Grand Forks	Donaldson Drive Road Rehabilitation	Local Roads, Bridges, and Active Transportation	\$ 175,602	Y

2022 Canada Community-Building Fund Project List  
Projects as reported by Ultimate Recipients between January 1 and December 1, 2022  
The data found with this report is subject to change.

Ultimate Recipient	Project Title	Investment Category	Funds Spent	Completed
Grand Forks	10th Street Road Rehabilitation	Local Roads, Bridges, and Active Transportation	\$ 17,675	Y
Grand Forks	Kettle River Sewer Main River Crossing	Wastewater	\$ 364,771	Y
Granisle	Asset Management Plan Update	Capacity Building - Asset Management	\$ 20,191	Y
Granisle	Small Biomass Heating System - Back-up Boiler Installation	Community Energy Systems	\$ 10,347	Y
Granisle	Main Biomass Heating System - Back-up Boiler Installation	Community Energy Systems	\$ 15,138	Y
GVRD	Acadia Park - Pedestrian Improvements - University of British Columbia	Local Roads, Bridges, and Active Transportation	\$ 100,000	Y
Hazelton	Upper Skeena Recreation Centre	Recreational Infrastructure	\$ 177,922	Y
Highlands	Culvert Replacements 2022	Wastewater	\$ 147,002	Y
Houston	District of Houston - 2022 Road Upgrades - Various Locations	Local Roads, Bridges, and Active Transportation	\$ 455,334	N
Houston	Telkwa Subdivision - Rail Crossing Rehabilitation	Local Roads, Bridges, and Active Transportation	\$ 152,452	Y
Hudson's Hope	Hudson's Hope Water Infrastructure Projects - Valve and Hydrant Replacement	Drinking Water	\$ 205,103	Y
Kamloops	Active Transportation Infrastructure - Howe Road, Oak Road, Wood Street, Fraser Street, Qu'Appelle Road	Local Roads, Bridges, and Active Transportation	\$ 553,707	N
Kamloops	Tranquille and Airport Gateway Enhancement – Crestline Street to Airport Road	Local Roads, Bridges, and Active Transportation	\$ 272,432	N
Kamloops	Riverside Park - Water Park Construction	Recreational Infrastructure	\$ 2,223,569	N
Kamloops	McArthur Island Boat Launch and Valleyview Boat Launch - Improvement Projects	Recreational Infrastructure	\$ 57,834	N
Kamloops	Pedestrian Crossing Improvements - Various Locations	Local Roads, Bridges, and Active Transportation	\$ 346,495	N
Kamloops	Lorne Street - Road, Water and Sewer Improvements	Wastewater	\$ 136,356	N
Kamloops	12th Street - Kenora Road to Tranquille Road Reconstruction	Local Roads, Bridges, and Active Transportation	\$ 190,998	N
Kamloops	Overlander Park - Washroom Installation	Recreational Infrastructure	\$ 98,706	N
Kaslo	A Avenue - Watermain Replacement	Drinking Water	\$ 450,045	N
Kaslo	2022 Streetlight Conversion to LED	Community Energy Systems	\$ 12,949	Y
Kelowna	Bicycle Network Construction - Kelowna	Local Roads, Bridges, and Active Transportation	\$ 40,327	N
Kelowna	Roads Resurfacing	Local Roads, Bridges, and Active Transportation	\$ 777,700	Y
Kelowna	Knox Mountain Park Improvements	Recreational Infrastructure	\$ 146,500	N
Kelowna	Bellevue Creek - Bridge Rehabilitation	Local Roads, Bridges, and Active Transportation	\$ 375,000	Y
Kelowna	Sutherland Avenue - Active Transportation Corridor Construction - Gordon Road to Burtch Road	Local Roads, Bridges, and Active Transportation	\$ 41,030	N
Kelowna	Central Green - Pedestrian Overpass	Local Roads, Bridges, and Active Transportation	\$ 521,052	N
Kelowna	Okanagan Rail Trail - Connection to Waterfront Park Pathway	Local Roads, Bridges, and Active Transportation	\$ 3,740	N
Kelowna	Asset Management System - Kelowna	Capacity Building - Asset Management	\$ 79,419	N
Kelowna	Richter Street Boys & Girls Club - Infrastructure Renewal	Cultural Infrastructure	\$ 111,400	Y
Kelowna	Casorso Active Transportation Corridor - Phase 3 - KLO Road to Barrera Road	Local Roads, Bridges, and Active Transportation	\$ 88,100	N
Kelowna	Knox Mountain Park - Geotechnical Engineering	Disaster Mitigation	\$ 276,357	N
Kelowna	Redlich Pond Flow Regimes Upgrade	Wastewater	\$ 33,664	N

2022 Canada Community-Building Fund Project List  
Projects as reported by Ultimate Recipients between January 1 and December 1, 2022  
The data found with this report is subject to change.

Ultimate Recipient	Project Title	Investment Category	Funds Spent	Completed
Kelowna	Abbott Street Protected Bike Lane Extension	Local Roads, Bridges, and Active Transportation	\$ 1,356,504	N
Kelowna	Rutland Court and Lowland Street - Sidewalks, Frontage, and Urbanization	Local Roads, Bridges, and Active Transportation	\$ 1,112	N
Kelowna	Raymer Road - Curb, Getter and Sidewalk Installation	Local Roads, Bridges, and Active Transportation	\$ 70,625	N
Kelowna	Houghton Road - Active Transportation Corridor - Extension	Local Roads, Bridges, and Active Transportation	\$ 156,923	N
Kelowna	Ethel Street Active Transportation Corridor Detailed Design	Local Roads, Bridges, and Active Transportation	\$ 3,135	N
Kelowna	Glenmore Road Active Transportation Corridor Routing Study	Capacity Building - Long-Term Infrastructure Planning	\$ 3,048	N
Kelowna	Frost Road Extension Preliminary Design	Local Roads, Bridges, and Active Transportation	\$ 7,210	N
Kelowna	Commonwealth Road Upgrade & Extension Conceptual Design	Local Roads, Bridges, and Active Transportation	\$ 2,340	N
Keremeos	Keremeos Wastewater Treatment Plant Upgrade	Wastewater	\$ 2,031,213	N
Keremeos	Transportation Plan Update	Capacity Building - Long-Term Infrastructure Planning	\$ 13,870	Y
Keremeos	Keremeos Public Works Department - Asset Management Operating Manual Development	Capacity Building - Asset Management	\$ 1,625	N
Kimberley	Kimberley Integrated Infrastructure Capital Plan	Capacity Building - Long-Term Infrastructure Planning	\$ 178,810	Y
Kimberley	Boundary Street Sewer Line Replacement	Wastewater	\$ 130,264	Y
Kitimat-Stikine	Shames Mountain Ski Hill - Facility Upgrades	Recreational Infrastructure	\$ 327,000	Y
Kitimat-Stikine	Hazelton Regional Transit - Capital Lease Fees	Public Transit	\$ 31,294	Y
Kitimat-Stikine	Dease Lake Airport - Improvement Project	Regional and Local Airports	\$ 188,155	N
Kitimat	Kitimat - Sidewalks Upgrade - Various Locations	Local Roads, Bridges, and Active Transportation	\$ 30,251	N
Kootenay Boundary	Community of Boundary - Trails Master Plan	Capacity Building - Long-Term Infrastructure Planning	\$ 3,760	N
Kootenay Boundary	Beaver Valley Golf Club - Surveillance System Installation	Recreational Infrastructure	\$ 1,250	Y
Kootenay Boundary	Westbridge Community Hall - Roof Replacement	Cultural Infrastructure	\$ 11,175	Y
Kootenay Boundary	Nine Mile Creek - Drought Management Plan Development	Capacity Building - Long-Term Infrastructure Planning	\$ 4,340	N
Kootenay Boundary	Casino Road - Watermain Replacement - Phase 3	Drinking Water	\$ 50,000	Y
Kootenay Boundary	Silver City Sporting Facility - Access Road Construction	Recreational Infrastructure	\$ 28,214	Y
Kootenay Boundary	Community of Big White - Community Greenhouse Construction	Recreational Infrastructure	\$ 70,118	N
Kootenay Boundary	Community of Rock Creek - Visitor Information Centre Purchase	Tourism Infrastructure	\$ 220,000	Y
Kootenay Boundary	Christina Lake - Visitor Viewing Platform & Boardwalk Construction	Tourism Infrastructure	\$ 17,005	N
Kootenay Boundary	Champion Lakes Golf Course - Accessibility Upgrades	Recreational Infrastructure	\$ 37,500	N
Kootenay Boundary	Fruitvale Municipal RV Park - Bocce Pitch Construction	Recreational Infrastructure	\$ 30,113	N
Ladysmith	Ludlow Road and Rocky Creek Road - Roundabout Upgrades	Local Roads, Bridges, and Active Transportation	\$ 3,950	N
Ladysmith	Forrest Field Park (Lot 108) - Phase 1 Plan Implementation	Recreational Infrastructure	\$ 28,098	N
Ladysmith	Official Community Plan Review Phase 1	Capacity Building - Integrated Community Sustainability Planning	\$ 180,933	N
Ladysmith	4th Avenue - Road Improvements	Local Roads, Bridges, and Active Transportation	\$ 347,232	N
Ladysmith	Storm Master Plan - Old Town Area	Capacity Building - Long-Term Infrastructure Planning	\$ 18,135	N
Ladysmith	Kin Park - Playground Apparatus Replacement	Recreational Infrastructure	\$ 61,019	Y
Lake Country	Lake Country Transit Study	Capacity Building - Long-Term Infrastructure Planning	\$ 30,859	N
Lake Country	Davidson Road Improvements Construction	Local Roads, Bridges, and Active Transportation	\$ 279,125	N

2022 Canada Community-Building Fund Project List  
 Projects as reported by Ultimate Recipients between January 1 and December 1, 2022  
 The data found with this report is subject to change.

Ultimate Recipient	Project Title	Investment Category	Funds Spent	Completed
Lake Country	Okanagan Centre Park Improvements	Recreational Infrastructure	\$ 82,878	N
Lake Country	Okanagan Centre Beach Trail Improvements	Recreational Infrastructure	\$ 6,488	N
Lake Country	Oyama Isthmus Park Boat Launch & Swim Area Improvements	Recreational Infrastructure	\$ 7,955	N
Lake Cowichan	Lake Cowichan Town Hall - Energy Retrofit	Community Energy Systems	\$ 1,470,588	N
Langford	Bear Mountain Artificial Turf Field Installation	Sport Infrastructure	\$ 513,238	N
Langford	Station Avenue Revitalization	Cultural Infrastructure	\$ 2,133,240	Y
Langford	Lellum Middle School Artificial Turf and Lights Installation	Sport Infrastructure	\$ 1,152,340	Y
Langford	Langford Lake Park - Boardwalk Upgrade - Leigh Road	Recreational Infrastructure	\$ 256,693	Y
Langford	Goldstream Avenue - Multi-use Pathways Installation	Local Roads, Bridges, and Active Transportation	\$ 15,222	N
Langley District	Pavement Overlay & Reconstruction: 248 Street from 16th Avenue to 24th Avenue; 9100 Block 216; 92nd Avenue from 198th Street to 200th Street	Local Roads, Bridges, and Active Transportation	\$ 17,706	Y
Langley District	Township of Langley Local Road Improvements - Various Locations	Local Roads, Bridges, and Active Transportation	\$ 66,257	Y
Lillooet	Infrastructure Standards Master Plan Update	Capacity Building - Long-Term Infrastructure Planning	\$ 18,523	N
Lillooet	Asset Management Plan & Long Term Financial Modelling Development	Capacity Building - Asset Management	\$ 5,850	N
Lillooet	Downtown Park - Revitalization	Cultural Infrastructure	\$ 20,329	N
Logan Lake	Jasper Drive - Road Reconstruction	Local Roads, Bridges, and Active Transportation	\$ 332,989	Y
Lumby	White Valley Community Centre - HVAC Mechanical Upgrade	Recreational Infrastructure	\$ 3,560	Y
Lumby	Royals Park Washroom Upgrade	Recreational Infrastructure	\$ 4,513	Y
Mackenzie	District of Mackenzie - Road Upgrades - Various Locations	Local Roads, Bridges, and Active Transportation	\$ 140,846	Y
Maple Ridge	Hammond Road - Multi-use Path Construction	Local Roads, Bridges, and Active Transportation	\$ 24,990	N
Metchosin	Rocky Point Road - Resurfacing	Local Roads, Bridges, and Active Transportation	\$ 400,000	Y
Midway	Midway Community Garden - Greenhouse Installation	Recreational Infrastructure	\$ 52,506	Y
Midway	Paving Program - Eholt Street, Cleghorn Street, & Palmerston Avenue	Local Roads, Bridges, and Active Transportation	\$ 202,494	Y
Midway	Boundary Expo Recreation Centre - Chiller/Condensing Tower Replacement	Recreational Infrastructure	\$ 130,734	Y
Mission	Mission - Pavement Management Program	Local Roads, Bridges, and Active Transportation	\$ 760,188	N
Mission	2nd Avenue Transit Exchange Improvements	Public Transit	\$ 27,455	N
Mission	Fraser River Heritage Park - Trail Upgrades	Recreational Infrastructure	\$ 12,957	N
Mission	Mission Museum - Roof and Exterior Rehabilitation	Cultural Infrastructure	\$ 74,000	N
Nakusp	Downtown Revitalization - Phase 3	Local Roads, Bridges, and Active Transportation	\$ 142,950	Y
Nanaimo City	Metral Drive Corridor & Utility Project - Phase 1 (Mostar Road to Turner Road)	Local Roads, Bridges, and Active Transportation	\$ 17,796	Y
Nanaimo City	Downtown Cycling Loop Project - Comox Road to Victoria Crescent	Local Roads, Bridges, and Active Transportation	\$ 15,427	N
Nanaimo City	Fourth Street and Albert Street - Complete Streets (formerly Harewood VIU to Downtown Bikeway Phase 3)	Local Roads, Bridges, and Active Transportation	\$ 693,800	N
Nanaimo City	Cycling Transportation Improvements - Bowen Road, Morey Road to Caspers Way	Local Roads, Bridges, and Active Transportation	\$ 24,000	Y
Nanaimo City	Rotary Bowl - Track Surface Replacement - Phase 1	Sport Infrastructure	\$ 53,178	Y
Nanaimo City	Corporate Asset Management System Implementation	Capacity Building - Asset Management	\$ 394,628	N
Nanaimo City	Serauxmen Stadium Field - Fencing Replacement	Sport Infrastructure	\$ 543	Y
Nanaimo City	Port Theatre - Window Replacement	Cultural Infrastructure	\$ 148,792	Y

2022 Canada Community-Building Fund Project List  
 Projects as reported by Ultimate Recipients between January 1 and December 1, 2022  
 The data found with this report is subject to change.

Ultimate Recipient	Project Title	Investment Category	Funds Spent	Completed
Nanaimo City	Beban Park Recreation Centre - Electrical Upgrades	Recreational Infrastructure	\$ 86,082	Y
Nanaimo City	Nanaimo Stadium District Upgrades - Phase 1	Sport Infrastructure	\$ 1,626,226	N
Nanaimo City	Metral Drive Corridor Phase 2 - Turner Road to Aulds Road	Local Roads, Bridges, and Active Transportation	\$ 3,544,624	N
Nanaimo City	Sidewalk Construction - 700 Block Haliburton Street	Local Roads, Bridges, and Active Transportation	\$ 297,760	N
Nanaimo City	Serauxmen Stadium Fence Padding Installation	Sport Infrastructure	\$ 144,188	Y
Nanaimo City	Millstone River Pedestrian Bridge Replacement	Local Roads, Bridges, and Active Transportation	\$ 899	N
Nanaimo City	Maffeo Sutton Park - Playground Equipment Installation - Phase 2	Recreational Infrastructure	\$ 230,731	Y
Nanaimo City	Cottle Lake - Raised Boardwalk Construction	Recreational Infrastructure	\$ 9,098	N
Nanaimo City	Loudon Park - Improvements	Recreational Infrastructure	\$ 43,880	N
Nanaimo City	Marie Davidson Bike Park Construction	Sport Infrastructure	\$ 28,889	N
Nanaimo City	Estevan Road Utilities and Cycling Improvements	Local Roads, Bridges, and Active Transportation	\$ 702	N
Nanaimo City	Albert Street and Fourth Street - Complete Street and Utility Upgrades - Phase 2	Local Roads, Bridges, and Active Transportation	\$ 158,476	N
Nanaimo City	Seabold Road and Ptarmigan Road - Intersection Storm Sewer Upgrade	Wastewater	\$ 476,362	N
Nanaimo RD	Gabriola Village Trail - Development and Construction	Local Roads, Bridges, and Active Transportation	\$ 9,585	N
Nanaimo RD	Meadowood Community Recreation Centre Construction	Recreational Infrastructure	\$ 225,568	N
Nanaimo RD	Electoral Area B Huxley Park Upgrade	Recreational Infrastructure	\$ 180,705	N
Nanaimo RD	Little Qualicum Hall - Upgrades	Recreational Infrastructure	\$ 5,292	N
Nanaimo RD	Lighthouse Community Centre Infrastructure Upgrades	Cultural Infrastructure	\$ 21,254	N
Nanaimo RD	Jack Bagley Community Park Phase 1 Development	Recreational Infrastructure	\$ 582,052	N
Nanaimo RD	Electoral Area C Anders Dorrits Park Development	Recreational Infrastructure	\$ 175,279	N
Nanaimo RD	Electoral Area G Kincade Pump Station	Wastewater	\$ 115,717	Y
Nanaimo RD	Electoral Area F Errington Community Park Improvements	Recreational Infrastructure	\$ 563,521	N
Nanaimo RD	Electoral Area G Active Transportation Official Community Plan	Capacity Building - Integrated Community Sustainability Planning	\$ 12,337	Y
Nanaimo RD	Electoral Area G Sandpiper Water System Quality Improvements	Drinking Water	\$ 210,103	N
Nanaimo RD	Water System Analysis in the French Creek Water Region	Capacity Building - Long-Term Infrastructure Planning	\$ 17,706	N
Nanaimo RD	Descanso Bay - Emergency Wharf Replacement	Tourism Infrastructure	\$ 26,802	N
Nanaimo RD	Meadow Way Community Park Playground & Nature Walk Construction	Recreational Infrastructure	\$ 92,034	N
Nanaimo RD	Extension Miners Park Coal Cart Construction	Recreational Infrastructure	\$ 140,121	N
Nanaimo RD	Lions Park - Development and Construction	Recreational Infrastructure	\$ 205,663	N
Nanaimo RD	Coombs-Hilliers Volunteer Fire Department Upgrades	Fire Halls and Fire Stations	\$ 50,000	Y
Nanaimo RD	Boulbee Community Park Development	Recreational Infrastructure	\$ 158,065	N
Nanaimo RD	Columbia Drive Community Park Restoration	Recreational Infrastructure	\$ 8,911	N
Nanaimo RD	Community of Gabriola Island - Public Transit Bus Repairs	Public Transit	\$ 30,000	Y
Nelson	City of Nelson Water Master Plan Supplementary Sources	Drinking Water	\$ 1,559,672	N
Nelson	2022 Road Rehabilitation - Various Locations	Local Roads, Bridges, and Active Transportation	\$ 710,661	Y
Nelson	Stormwater Drainage Installation	Wastewater	\$ 163,050	Y
New Denver	Denver Siding Water Quality Upgrade	Drinking Water	\$ 481,805	Y
New Denver	Village of New Denver - Paving Upgrades - Various Locations	Local Roads, Bridges, and Active Transportation	\$ 50,000	Y
New Denver	Village of New Denver Water Well Relocation	Drinking Water	\$ 175,555	N

2022 Canada Community-Building Fund Project List  
 Projects as reported by Ultimate Recipients between January 1 and December 1, 2022  
 The data found with this report is subject to change.

Ultimate Recipient	Project Title	Investment Category	Funds Spent	Completed
New Hazelton	Upper Skeena Recreation Centre - Heart of Hazeltons	Recreational Infrastructure	\$ 40,000	Y
New Westminster	Crosstown Greenway Construction	Local Roads, Bridges, and Active Transportation	\$ 279,974	N
North Coast RD	Electoral Area D Landfill - Progressive Closure and Capping	Solid Waste	\$ 14,367	N
North Coast RD	Regional Solid Waste Management Plan	Capacity Building - Long-Term Infrastructure Planning	\$ 120,696	N
North Coast RD	Island Solid Waste Service - Landfill Gas Flare Installation	Solid Waste	\$ 46,733	Y
North Coast RD	Prince Rupert Gymnastics Association Building - Insulation Installation	Community Energy Systems	\$ 20,000	Y
North Coast RD	Community of Sandspit - Solid Waste Collection Truck Acquisition	Solid Waste	\$ 50,000	N
North Cowichan	Arthur Street to Coronation Street Water Main Replacement	Drinking Water	\$ 66,596	N
North Cowichan	Ford Road and Drinkwater Road Improvements	Local Roads, Bridges, and Active Transportation	\$ 411,839	Y
North Cowichan	Bannon Creek Reservoir Power Supply Upgrade	Drinking Water	\$ 100,000	Y
North Cowichan	Heritage Road Erosion Repair and Riprap Installation	Wastewater	\$ 149,886	Y
North Cowichan	Adelaide Street Sidewalk Construction	Local Roads, Bridges, and Active Transportation	\$ 46,419	N
North Cowichan	Kinsmen Beach Storm Main Lining Upgrade	Wastewater	\$ 65,720	Y
North Cowichan	Gibbins Road at Menzies Road Culvert Replacement	Wastewater	\$ 84,121	Y
North Cowichan	Gibbins Road and Vimy Road Culvert Replacement	Wastewater	\$ 48,872	Y
North Cowichan	Genoa Bay Road at Maple Bay Marina Culvert Replacement	Wastewater	\$ 65,022	N
North Cowichan	South End Fire Hall Truck Bay Roof Upgrade	Fire Halls and Fire Stations	\$ 160,000	N
North Cowichan	Crofton Waterfront Slope Failure Mitigation and Riprap Installation	Wastewater	\$ 115,988	Y
North Cowichan	Lakes Road - Bridge Upgrade	Local Roads, Bridges, and Active Transportation	\$ 84,954	N
North Cowichan	Adelaide Outfall Repair and Riprap Installation	Wastewater	\$ 100,018	Y
North Okanagan	Royals Park Picnic Shelter Construction	Recreational Infrastructure	\$ 33,349	Y
North Okanagan	Cools Pond Viewing Platform Upgrade	Recreational Infrastructure	\$ 12,410	Y
North Okanagan	Grindrod Water Utility Standby Power Generator and Distribution Metering	Drinking Water	\$ 4,998	N
North Okanagan	BX Ranchlands Agriculture Education and Extension Development Plan	Capacity Building - Integrated Community Sustainability Planning	\$ 57,995	Y
North Okanagan	White Valley Parks, Recreation and Culture Master Plans	Capacity Building - Long-Term Infrastructure Planning	\$ 3,174	N
North Okanagan	Electoral Area F Local Parks Master Plan	Capacity Building - Long-Term Infrastructure Planning	\$ 12,484	N
North Okanagan	Keddleston Groundwater Study - Phase 3	Capacity Building - Long-Term Infrastructure Planning	\$ 46,573	N
North Okanagan	Black Rock Park Trail Development	Recreational Infrastructure	\$ 11,456	Y
North Okanagan	Wastewater Recovery - Electoral Areas B and C Residential Infill Plan	Capacity Building - Long-Term Infrastructure Planning	\$ 10,149	N
North Okanagan	Zoning Bylaw Review and Update	Capacity Building - Integrated Community Sustainability Planning	\$ 23,147	N
North Okanagan	Mabel Lake Sewer System - Back-up Generator Installation	Wastewater	\$ 5,527	N
North Okanagan	White Valley Community Centre - HVAC Mechanical Upgrade	Recreational Infrastructure	\$ 4,290	Y
North Okanagan	Royals Park Washroom Upgrade	Recreational Infrastructure	\$ 5,471	Y
North Okanagan	Boys and Girls Club - HVAC and Window Replacement	Community Energy Systems	\$ 22,645	Y
North Okanagan	BX Creek Trail Construction - Forsberg Road to Sovereign Road	Recreational Infrastructure	\$ 12,024	N
North Okanagan	Hanson Park Flood Mitigation Works	Wastewater	\$ 29,354	Y
North Okanagan	Monashee Community Co-op Building Renovation	Cultural Infrastructure	\$ 35,000	N
North Okanagan	Mid Shuswap River and Bessette Creek Three-Year Water Quality Monitoring Program	Capacity Building - Integrated Community Sustainability Planning	\$ 4,209	N



2022 Canada Community-Building Fund Project List  
 Projects as reported by Ultimate Recipients between January 1 and December 1, 2022  
 The data found with this report is subject to change.

Ultimate Recipient	Project Title	Investment Category	Funds Spent	Completed
North Okanagan	Cherryville Three-Year Water Quality Monitoring Program	Capacity Building - Integrated Community Sustainability Planning	\$ 3,360	N
North Okanagan	Silver Star Water Dam Safety Reviews	Capacity Building - Long-Term Infrastructure Planning	\$ 60,000	Y
North Okanagan	BX Community Park Fencing Upgrades	Recreational Infrastructure	\$ 7,623	Y
North Okanagan	N'Kwala Park - Soccer Net Replacement	Sport Infrastructure	\$ 7,427	Y
North Okanagan	Community Structural Protection Plans - Waterflow Mapping	Capacity Building - Long-Term Infrastructure Planning	\$ 5,931	Y
North Okanagan	Bridge Educational Society - Nature Trail Network	Recreational Infrastructure	\$ 35,000	N
North Okanagan	Lumby Museum Outdoor Viewing Shed Upgrade	Cultural Infrastructure	\$ 18,000	Y
North Okanagan	Hanson Park - Skateboard Park Upgrade	Recreational Infrastructure	\$ 8,500	Y
North Okanagan	Cherryville Community Hall - Septic System Replacement	Cultural Infrastructure	\$ 25,000	Y
North Saanich	McDonald Park Road Multi-Use Path	Local Roads, Bridges, and Active Transportation	\$ 43,038	N
North Saanich	2022 Sidewalk Construction - McDonald Park Road	Local Roads, Bridges, and Active Transportation	\$ 86,575	Y
North Saanich	2019 Drainage Master Plan Update	Capacity Building - Long-Term Infrastructure Planning	\$ 30,366	N
North Vancouver City	Paving Works on Unit Block - 200 Forbes Avenue and 200-300 Blocks of West Esplanade	Local Roads, Bridges, and Active Transportation	\$ 223,359	Y
North Vancouver District	Ranger Avenue - Road Rehabilitation	Local Roads, Bridges, and Active Transportation	\$ 163,494	Y
North Vancouver District	Underwood Avenue - Road Rehabilitation	Local Roads, Bridges, and Active Transportation	\$ 163,214	Y
Northern Rockies	Fort Nelson Heritage Museum - Building Expansion	Cultural Infrastructure	\$ 326,049	N
Oak Bay	District of Oak Bay - Capital Road Rehabilitation	Local Roads, Bridges, and Active Transportation	\$ 1,104,139	N
Oak Bay	Oak Bay Recreation Centre Roofing	Recreational Infrastructure	\$ 1,904,363	Y
Okanagan-Similkameen	Solids Processing at the Okanagan Falls Wastewater Treatment Plant	Wastewater	\$ 1,388,720	N
Okanagan-Similkameen	Olalla Water System Emergency Generator Installation	Drinking Water	\$ 23,948	Y
Okanagan-Similkameen	Similkameen Rail Trail Construction	Recreational Infrastructure	\$ 75,000	N
Okanagan-Similkameen	Willowbrook Water Well Head Protection & Reservoir Design	Drinking Water	\$ 43,780	N
Okanagan-Similkameen	Centennial Park Washroom Construction	Recreational Infrastructure	\$ 6,984	N
Okanagan-Similkameen	Community of Naramata Liquid Waste Management Plan	Capacity Building - Long-Term Infrastructure Planning	\$ 8,771	N
Okanagan-Similkameen	Manitou Park Upgrades - Part 1	Recreational Infrastructure	\$ 82,780	N
Okanagan-Similkameen	Chain Lake Dam Safety Upgrade	Disaster Mitigation	\$ 60,062	N
Okanagan-Similkameen	Tulameen Park Development Plan	Recreational Infrastructure	\$ 400	N
Okanagan-Similkameen	Pioneer Park Enhancement	Recreational Infrastructure	\$ 7,393	N
Okanagan-Similkameen	Osoyoos Lake Park - Bear Proof Bin Installation	Recreational Infrastructure	\$ 2,478	Y
Okanagan-Similkameen	Osoyoos Lake Pedestrian Rehabilitation - Phase 2	Recreational Infrastructure	\$ 151,669	N
Okanagan-Similkameen	Cedar Street - Lift Station Generator Replacement	Wastewater	\$ 81,530	Y
Okanagan-Similkameen	Community of Okanagan Falls - Sewer Master Plan Development	Capacity Building - Long-Term Infrastructure Planning	\$ 12,381	N
Okanagan-Similkameen	Meadow Valley Aquifer Capacity Assessment	Capacity Building - Long-Term Infrastructure Planning	\$ 80,348	N
Okanagan-Similkameen	Spirit Park - Master Plan Development	Capacity Building - Long-Term Infrastructure Planning	\$ 9,590	N
Okanagan-Similkameen	Spirit Park - Multi-use Court Resurfacing	Recreational Infrastructure	\$ 34,523	N
Okanagan-Similkameen	Wharf Park - Structural Assessment	Recreational Infrastructure	\$ 15,258	Y
Okanagan-Similkameen	Wharf Park - Expansion and Development	Recreational Infrastructure	\$ 12,180	N
Okanagan-Similkameen	Kaleden Hotel Park - Development Plan	Capacity Building - Long-Term Infrastructure Planning	\$ 4,840	N
Okanagan-Similkameen	Sun Bowl Arena - Zamboni Purchase	Sport Infrastructure	\$ 60,028	Y

2022 Canada Community-Building Fund Project List  
Projects as reported by Ultimate Recipients between January 1 and December 1, 2022  
The data found with this report is subject to change.

Ultimate Recipient	Project Title	Investment Category	Funds Spent	Completed
Okanagan-Similkameen	Kobau Park - Master Plan Development	Capacity Building - Long-Term Infrastructure Planning	\$ 22,618	Y
Okanagan-Similkameen	Oliver Community Hall - Flooring Replacement	Cultural Infrastructure	\$ 60,000	Y
Okanagan-Similkameen	Oliver Recreation Center and Arena - Washroom Upgrade	Recreational Infrastructure	\$ 25,000	Y
Okanagan-Similkameen	Mariposa Park Development Plan	Capacity Building - Long-Term Infrastructure Planning	\$ 19,591	N
Okanagan-Similkameen	Pioneer Park Septic System Installation	Recreational Infrastructure	\$ 66,828	Y
Okanagan-Similkameen	Pioneer Park - Waterfront Restoration	Recreational Infrastructure	\$ 2,000	N
Okanagan-Similkameen	Tulameen Volunteer Fire Hall - Upgrades	Fire Halls and Fire Stations	\$ 33,498	N
Okanagan-Similkameen	Princeton Fire Hall - Ventilation Upgrade	Fire Halls and Fire Stations	\$ 24,182	Y
Okanagan-Similkameen	Keremeos Irrigation District - Drinking Water Pump Electrical Upgrade	Drinking Water	\$ 100,000	Y
Okanagan-Similkameen	Manitou Park Upgrades - Part 2	Recreational Infrastructure	\$ 13,612	Y
Okanagan-Similkameen	Community of Coalmont - Parks Master Plan Development	Capacity Building - Integrated Community Sustainability Planning	\$ 207	N
Okanagan-Similkameen	White Sands Beach - Campground Development	Recreational Infrastructure	\$ 49,500	Y
Oliver	Station Street Rehabilitation - Phase 2	Local Roads, Bridges, and Active Transportation	\$ 312,875	Y
Parksville	Memorial Avenue Road Upgrades and Downtown Community Gathering Plaza	Local Roads, Bridges, and Active Transportation	\$ 515,000	Y
Peace River	Community of Rolla - Dyke Decommissioning Long-term Infrastructure Plan	Capacity Building - Long-Term Infrastructure Planning	\$ 37,929	Y
Peace River	Rolla Sewer System Upgrades & Municipal Wastewater Compliance Assessment	Wastewater	\$ 476,125	N
Peace River	Clearview Arena Society Ventilation System Installation	Sport Infrastructure	\$ 182,481	N
Peace River	Moberly Lake Fire Hall - Tracked Exhaust Removal System Installation	Fire Halls and Fire Stations	\$ 118,491	N
Peace River	Chilton Subdivision Sewer System - 2022 Capital Upgrades	Wastewater	\$ 186,190	Y
Peace River	Harper Imperial Sewer System - 2022 Capital Upgrade	Wastewater	\$ 264,200	Y
Peace River	Pine Valley Seniors Association - Kitchen Renovation	Cultural Infrastructure	\$ 45,032	N
Peace River	Friesen Sewer System - Upgrades	Wastewater	\$ 123,500	Y
Peace River	Rolla Sewer System - Upgrades	Wastewater	\$ 193,633	N
Peace River	Jackfish Community Hall Critical Upgrades	Cultural Infrastructure	\$ 1,981	N
Peace River	Upper Halfway Community Hall Critical Upgrades	Cultural Infrastructure	\$ 6,981	N
Peace River	Cache Creek Community Hall Critical Upgrades	Cultural Infrastructure	\$ 6,981	Y
Peace River	Golata Creek Community Hall Critical Upgrades	Cultural Infrastructure	\$ 12,259	Y
Peace River	Moberly Lake Community Association Energy Efficient Furnace Installation	Community Energy Systems	\$ 13,839	Y
Peace River	Kelly Lake Sewer System Upgrades	Wastewater	\$ 67,090	Y
Peachland	Trepanier Creek Interconnect	Drinking Water	\$ 735,004	Y
Peachland	Princeton Avenue - Pedestrian Improvement Plan Development	Capacity Building - Long-Term Infrastructure Planning	\$ 13,575	Y
Peachland	Storm Water Infrastructure Improvements - Lipsett Avenue	Wastewater	\$ 98,021	Y
Peachland	Heritage Park Improvements - Spray Park	Recreational Infrastructure	\$ 11,804	Y
Peachland	Firehall Replacement Planning Pre-Construction Drawings	Fire Halls and Fire Stations	\$ 131,835	Y
Penticton	Penticton Trade and Convention Centre Mechanical Upgrades & Roof Upgrades	Tourism Infrastructure	\$ 32,850	N

2022 Canada Community-Building Fund Project List  
 Projects as reported by Ultimate Recipients between January 1 and December 1, 2022  
 The data found with this report is subject to change.

Ultimate Recipient	Project Title	Investment Category	Funds Spent	Completed
Penticton	Intersection and Road Marking Improvements for Fairview Road and the Intersections of Wade Avenue & Ellis Street and Government Avenue & Dawson Avenue	Local Roads, Bridges, and Active Transportation	\$ 285,742	Y
Penticton	South Okanagan Events Center Complex: Okanagan Hockey School Training Rink - Refrigeration Control Panel Replacement	Sport Infrastructure	\$ 39,264	Y
Penticton	Penticton South Okanagan Events Center - Legacy Point of Sale Enhancement	Tourism Infrastructure	\$ 13,499	N
Penticton	Penticton Parkway 2 Ball Field - Outfield Fence Expansion	Recreational Infrastructure	\$ 86,119	Y
Penticton	Penticton Pavement Management: Rehabilitation of Main Street, Dartmouth Road, and Fairview Road	Local Roads, Bridges, and Active Transportation	\$ 241,310	Y
Penticton	Sidewalks, Curbs and Gutter Expansion along Churchill Avenue and Traffic Calming Enhancements at Various Locations in Penticton - Phase 1	Local Roads, Bridges, and Active Transportation	\$ 188,353	Y
Penticton	Intersection and Road Marking Improvements for Duncan Avenue	Local Roads, Bridges, and Active Transportation	\$ 74,999	Y
Penticton	Penticton Pavement Management: Rehabilitation of Sections of Warren Avenue and Skaha Lake Road	Local Roads, Bridges, and Active Transportation	\$ 232,716	N
Penticton	Penticton Cleland Community Theatre - Audio and Visual Upgrades	Cultural Infrastructure	\$ 266,396	N
Penticton	Building Improvements at the Penticton Library and Museum	Cultural Infrastructure	\$ 23,744	N
Penticton	Public Washroom Enhancements at Okanagan Lake Park and Riverside Park	Recreational Infrastructure	\$ 190,955	N
Penticton	S.S. Sicamous Heritage Site - Irrigation and Landscaping to Improvements	Cultural Infrastructure	\$ 4,872	N
Penticton	Sidewalks, Curbs and Gutter Expansion along Atkinson Street and Traffic Calming Enhancements: Bulb Outs and Travel Lane Narrowing at Various Locations in Penticton	Local Roads, Bridges, and Active Transportation	\$ 179,113	N
Pitt Meadows	Pitt Meadows Family Recreation Centre - Roof Replacement	Recreational Infrastructure	\$ 8,249	N
Pitt Meadows	Pitt Meadows Active Transportation Improvements - Various Locations	Local Roads, Bridges, and Active Transportation	\$ 15,000	Y
Port Alberni	Melrose Street - 6th Avenue to 8th Avenue Paving & Storm Improvements	Wastewater	\$ 413,582	Y
Port Alberni	6th Avenue - Argyle Street to Angus Street - Storm/Sewer Separation and Street Renewal	Wastewater	\$ 488,896	Y
Port Alberni	Glenwood Sport Centre - Boiler Replacement	Sport Infrastructure	\$ 60,000	Y
Port Alice	Village of Port Alice - Streetlight Replacement - Various Locations	Community Energy Systems	\$ 18,949	N
Port Alice	Village of Port Alice - Water Well Refurbishment	Drinking Water	\$ 123,393	N
Port Alice	Village of Port Alice Official Community Plan Update	Capacity Building - Integrated Community Sustainability Planning	\$ 12,558	N
Port Coquitlam	McAllister Avenue Improvements	Local Roads, Bridges, and Active Transportation	\$ 377,860	Y
Port Edward	Sunset Drive - Road Rehabilitation	Local Roads, Bridges, and Active Transportation	\$ 78,434	Y
Port McNeill	Port McNeill Municipal Dock and Ramp Replacement	Recreational Infrastructure	\$ 585,772	N
Port Moody	Shoreline Trail Sanitary Sewer and Trail Upgrade	Wastewater	\$ 162,836	N
Powell River City	Protected Intersection Construction - Mason Street at Duncan Street	Local Roads, Bridges, and Active Transportation	\$ 20,378	N
Powell River City	Powell River #1 Fire Hall Renovations	Fire Halls and Fire Stations	\$ 29,485	N

2022 Canada Community-Building Fund Project List  
 Projects as reported by Ultimate Recipients between January 1 and December 1, 2022  
 The data found with this report is subject to change.

Ultimate Recipient	Project Title	Investment Category	Funds Spent	Completed
Powell River City	Transit Bus Shelter Installation - Cranberry Street at Manson Street	Public Transit	\$ 11,960	N
Powell River City	Recreation Complex HVAC Controls and System Upgrades	Community Energy Systems	\$ 12,545	N
Powell River City	Recreation Complex Boiler Room - Water Control Valve Replacement	Sport Infrastructure	\$ 9,134	N
Powell River City	Pole-Mounted Speed Display Signs Installation - Recreation Complex	Local Roads, Bridges, and Active Transportation	\$ 7,934	Y
Powell River City	Powell Lake Seaplane Terminal Docks Upgrade	Local Roads, Bridges, and Active Transportation	\$ 131,169	Y
Powell River City	Recreation Complex Oil Separators Upgrade	Sport Infrastructure	\$ 66,815	N
Powell River City	Climate Change Mitigation and Adaptation Committee Development	Capacity Building - Integrated Community Sustainability Planning	\$ 4,710	Y
Prince George	Storm Water Drainage - Pond and Outfall Renewal	Wastewater	\$ 22,028	Y
Prince George	City of Prince George - Drainage Improvements - Various Locations	Wastewater	\$ 14,832	Y
Prince George	Varsity Creek Erosion Mitigation at 5580 Simon Fraser Avenue	Wastewater	\$ 972,784	Y
Prince George	Shane Lake Dam Renewal and New Access Road Construction	Local Roads, Bridges, and Active Transportation	\$ 355,048	Y
Prince George	Ball & Sports Field Renewal to Rotary Baseball Field, Freeman Park, and Masich Place Stadium	Sport Infrastructure	\$ 200,000	Y
Prince George	Off-Leash Parks Construction	Recreational Infrastructure	\$ 5,840	Y
Prince George	City of Prince George - Sidewalk Rehabilitation - Various Locations	Local Roads, Bridges, and Active Transportation	\$ 1,000,000	Y
Prince George	Recreation Trails Rehabilitation - Various Locations	Recreational Infrastructure	\$ 293,771	Y
Prince George	Playground Replacements at Heather Park, Seymour Park, St John Park, and Paddlewheel Park.	Recreational Infrastructure	\$ 238,912	Y
Prince George	Park Washroom Refurbishment	Recreational Infrastructure	\$ 562,223	Y
Prince George	Prince George Playhouse - Rigging Upgrade	Cultural Infrastructure	\$ 5,800	N
Prince George	New Sidewalk Construction - Various Locations	Local Roads, Bridges, and Active Transportation	\$ 100,000	Y
Prince George	Stormwater Drainage - System Renewal	Wastewater	\$ 283,855	Y
Prince George	7th Avenue and Dominion Street Signalization	Local Roads, Bridges, and Active Transportation	\$ 3,769	N
Prince George	Rainbow Park Irrigation Installation	Recreational Infrastructure	\$ 27,951	N
Prince George	Connaught Park Enhancement	Recreational Infrastructure	\$ 51,418	Y
Prince George	Foothills - 18th Avenue Roundabout Construction	Local Roads, Bridges, and Active Transportation	\$ 80,141	N
Prince Rupert	Prince Rupert Landfill Expansion Phase 3 Additional Leachate Pond Construction	Solid Waste	\$ 1,000,000	Y
Princeton	Tulameen Road Improvements	Local Roads, Bridges, and Active Transportation	\$ 52,800	Y
Princeton	Old Merritt Road Paving	Local Roads, Bridges, and Active Transportation	\$ 155,340	Y
Princeton	Access Road Paving - Princeton Centennial Pool	Local Roads, Bridges, and Active Transportation	\$ 23,480	Y
Princeton	Vernon Avenue - Intersection Improvement	Local Roads, Bridges, and Active Transportation	\$ 4,144	Y
Powell River RD	Resource Recovery Centre Redevelopment	Brownfield Redevelopment	\$ 955,039	N
Powell River RD	2022 Asset Valuation and Condition Assessment	Capacity Building - Asset Management	\$ 30,000	Y
Powell River RD	Drinking Water Conservation Project - Bulk Water Collection, Storage, & Refill Station - Installation	Drinking Water	\$ 49,628	N
Powell River RD	Northside Fire Hall - New Hall Construction	Fire Halls and Fire Stations	\$ 42,691	Y
Powell River RD	Lund Sewer Waste Water Master Plan	Capacity Building - Long-Term Infrastructure Planning	\$ 5,323	N
Quesnel	Quesnel and District Arts and Recreation Centre - Bike Park & Trails Construction	Recreational Infrastructure	\$ 39,037	N

2022 Canada Community-Building Fund Project List  
 Projects as reported by Ultimate Recipients between January 1 and December 1, 2022  
 The data found with this report is subject to change.

Ultimate Recipient	Project Title	Investment Category	Funds Spent	Completed
Quesnel	Quesnel Landfill - Berm Construction	Solid Waste	\$ 465,974	N
Quesnel	West Fraser Timber Park - Pickleball/Tennis Court - Lighting Addition	Sport Infrastructure	\$ 71,485	Y
Quesnel	Quesnel and District Arts and Recreation Centre - Bike Park & Trails Construction - Phase 2	Recreational Infrastructure	\$ 315,312	N
Quesnel	Quesnel Riverfront Trail System Upgrades	Recreational Infrastructure	\$ 73,211	Y
Quesnel	City of Quesnel - Lebourdais Park Upgrades	Recreational Infrastructure	\$ 84,882	N
Quesnel	Quesnel Downtown RV Park and Campground - Construction	Tourism Infrastructure	\$ 203,237	N
Radium Hot Springs	2021 Road Resurfacing - Various Locations	Local Roads, Bridges, and Active Transportation	\$ 141,115	Y
Radium Hot Springs	Highway 93 Lighting Upgrade	Local Roads, Bridges, and Active Transportation	\$ 25,882	Y
Revelstoke	Integrated Community Sustainability Plan into an updated Official Community Plan	Capacity Building - Integrated Community Sustainability Planning	\$ 103,495	Y
Revelstoke	City of Revelstoke - Road Rehabilitation - Various Locations	Local Roads, Bridges, and Active Transportation	\$ 250,000	N
Revelstoke	Airport Way - Multi-use Pathway Installation	Local Roads, Bridges, and Active Transportation	\$ 116,000	Y
Revelstoke	Energy Reduction Projects - Public Works Buildings	Community Energy Systems	\$ 20,850	N
Richmond	Electrical Power Capacity Design for Shore Power and Electrical Vehicle Charging	Community Energy Systems	\$ 23,762	Y
Richmond	Public Electric Vehicle Charging Expansion	Community Energy Systems	\$ 235,016	Y
Richmond	Fleet Electrical Charging Infrastructure Installations	Community Energy Systems	\$ 3,392	N
Richmond	Streetlight LED Upgrade - Phase 4	Community Energy Systems	\$ 4,000	Y
Rosland	Star Gulch Reservoir and Dam Improvements	Drinking Water	\$ 443,912	N
Rosland	Third Avenue Infrastructure Upgrade	Local Roads, Bridges, and Active Transportation	\$ 400,000	N
Saanich	Saanich Commonwealth Place - Mechanical System Replacement	Recreational Infrastructure	\$ 427,652	N
Saanich	Shelbourne Street - Road Improvements	Local Roads, Bridges, and Active Transportation	\$ 34,474	N
Saanich	Intersection Upgrade - West Saanich Road, Prospect Lake Road, and Sparton Road	Local Roads, Bridges, and Active Transportation	\$ 3,360,671	N
Saanich	Shelbourne Transportation Corridor Plan Development - Phase 2	Local Roads, Bridges, and Active Transportation	\$ 62,994	N
Saanich	Shelbourne Phase 1 Construction	Local Roads, Bridges, and Active Transportation	\$ 597,561	N
Saanich	Pavement Enhancements - Various Locations	Local Roads, Bridges, and Active Transportation	\$ 781,312	N
Saanich	Gorge Road - Drain Improvements	Wastewater	\$ 512,800	N
Saanich	Vanalman Road and Colquitz Creek - Culvert Replacements and Road Improvements	Local Roads, Bridges, and Active Transportation	\$ 1,232,000	N
Saanich	Gorge Road Sidewalk and Bike Lane Installation	Local Roads, Bridges, and Active Transportation	\$ 310,000	N
Saanich	Shelbourne Street - Drain Installation - Construction Phase 2	Local Roads, Bridges, and Active Transportation	\$ 684,600	N
Saanich	Shelbourne St Phase 2 Transportation Construction	Local Roads, Bridges, and Active Transportation	\$ 353,002	N
Saanich	Burnside Road West Road Improvement	Local Roads, Bridges, and Active Transportation	\$ 730,540	Y
Saanich	Shelbourne Street Transportation Improvements - Phase 3 Design	Local Roads, Bridges, and Active Transportation	\$ 93,650	N
Salmo	Wastewater Treatment Plant Upgrade	Wastewater	\$ 279,403	N
Salmo	Lion's Park - Equipment Storage Facility Upgrade	Recreational Infrastructure	\$ 100,000	N
Salmo	Eerie Creek Dike - Assessment and Improvements	Disaster Mitigation	\$ 50,000	Y
Salmo	Salmo Cemetery - Enhancements	Cultural Infrastructure	\$ 13,000	Y
Salmo	Village of Salmo - Sidewalk Reconstruction - Various Locations	Local Roads, Bridges, and Active Transportation	\$ 15,000	Y

2022 Canada Community-Building Fund Project List  
Projects as reported by Ultimate Recipients between January 1 and December 1, 2022  
The data found with this report is subject to change.

Ultimate Recipient	Project Title	Investment Category	Funds Spent	Completed
Salmo	Village of Salmo - Paving Upgrades - Various Locations	Local Roads, Bridges, and Active Transportation	\$ 30,000	Y
Salmon Arm	Ross Street Underpass - Construction	Local Roads, Bridges, and Active Transportation	\$ 5,392,912	N
Salmon Arm	20 Avenue NE Reconstruction	Local Roads, Bridges, and Active Transportation	\$ 81,604	Y
Salmon Arm	Shuswap Street Sidewalk Replacement	Local Roads, Bridges, and Active Transportation	\$ 100,000	Y
Sayward	Newcastle Dam Decommissioning	Drinking Water	\$ 141,690	Y
Sayward	Water Master Plan and Sewage Capacity Study	Capacity Building - Long-Term Infrastructure Planning	\$ 35,000	Y
Sechelt	Wharf Avenue Sidewalk - Phase 1 - Design	Local Roads, Bridges, and Active Transportation	\$ 8,787	Y
Sechelt	Sechelt Airport - Expansion and Resurfacing - Phase 1 and 2	Regional and Local Airports	\$ 15,150	Y
Sechelt	Bike Loop Expansion - Reef Road, Shoal Way, Lighthouse Avenue	Local Roads, Bridges, and Active Transportation	\$ 34,829	N
Sechelt	Sechelt Airport - Runway Lighting Upgrade	Regional and Local Airports	\$ 241,538	N
Sechelt	Wharf Ave Sidewalk - Phase 2 - Construction	Local Roads, Bridges, and Active Transportation	\$ 33,167	Y
Sechelt	District Wide Transportation Planning Study	Capacity Building - Long-Term Infrastructure Planning	\$ 103,550	N
Sechelt	Arterial Road Improvements - Norwest Bay Road	Local Roads, Bridges, and Active Transportation	\$ 251,595	Y
Sicamous	Sicamous Solsqua Bridge Replacement	Local Roads, Bridges, and Active Transportation	\$ 2,007,613	Y
Sicamous	Sicamous Narrows Flood Protection Plan	Capacity Building - Long-Term Infrastructure Planning	\$ 17,274	Y
Sidney	Sidney Wharf Fishing Pier Upgrade	Recreational Infrastructure	\$ 53,067	N
Sidney	Downtown Sidney - Covered Bike Storage Installation	Local Roads, Bridges, and Active Transportation	\$ 4,375	Y
Sidney	Brethourpark Way - Curb, Gutter & Sidewalk Installation	Local Roads, Bridges, and Active Transportation	\$ 20,100	Y
Sidney	Eastview and Bevan Sidewalk Improvements	Local Roads, Bridges, and Active Transportation	\$ 5,273	Y
Sidney	Bevan Park - Tourist Information Centre - Roof Replacement	Tourism Infrastructure	\$ 43,582	Y
Sidney	Wellness Park - Resurfacing	Recreational Infrastructure	\$ 25,986	Y
Sidney	Active Transportation Plan - Development	Capacity Building - Long-Term Infrastructure Planning	\$ 52,000	Y
Sidney	Town of Sidney - Residential Street Light Replacement	Community Energy Systems	\$ 8,647	N
Sidney	Seaport Place Traffic Circle Improvements	Local Roads, Bridges, and Active Transportation	\$ 5,561	N
Sidney	Beacon Avenue West Roundabout	Local Roads, Bridges, and Active Transportation	\$ 105,181	N
Silverton	Paving Upgrades - Alpha Lane and 3rd Street	Local Roads, Bridges, and Active Transportation	\$ 87,980	Y
Silverton	Village Campground Waste Facility Installation	Tourism Infrastructure	\$ 6,570	Y
Silverton	Village of Silverton Tree Management Plan	Capacity Building - Long-Term Infrastructure Planning	\$ 3,600	Y
Slocan	Slocan Legion - Heritage Restoration	Cultural Infrastructure	\$ 39,301	Y
Slocan	Slocan Official Community Plan Update	Capacity Building - Integrated Community Sustainability Planning	\$ 50,208	Y
Slocan	2022 Slocan Road Rehabilitation - Various Locations	Local Roads, Bridges, and Active Transportation	\$ 10,097	Y
Slocan	Waterfront Breakwater Assessment & Planning	Capacity Building - Long-Term Infrastructure Planning	\$ 7,808	Y
Smithers	Smithers Official Community Plan Update	Capacity Building - Integrated Community Sustainability Planning	\$ 137,000	Y
Smithers	Sidewalk Accessibility Upgrades - Various Locations	Local Roads, Bridges, and Active Transportation	\$ 49,579	Y
Smithers	Civic Centre Roof Replacement	Recreational Infrastructure	\$ 253,300	Y
Sooke	Roads & Sidewalk Improvements Program - Various Locations	Local Roads, Bridges, and Active Transportation	\$ 595,976	N
Sooke	Church Road Construction	Local Roads, Bridges, and Active Transportation	\$ 191,317	Y
Sooke	West Coast Road - Active Transportation Plan Development	Capacity Building - Long-Term Infrastructure Planning	\$ 39,571	Y
Sooke	Asset Management Capacity Building	Capacity Building - Asset Management	\$ 34,500	N

2022 Canada Community-Building Fund Project List  
 Projects as reported by Ultimate Recipients between January 1 and December 1, 2022  
 The data found with this report is subject to change.

Ultimate Recipient	Project Title	Investment Category	Funds Spent	Completed
TransLink	2020 Conventional Bus Replacement	Public Transit	\$ 4,034,249	N
TransLink	2020 Conventional Bus - Expansion	Public Transit	\$ 34,080,079	N
TransLink	2020 HandyDART Fleet Replacement	Public Transit	\$ 5,169,268	N
TransLink	2021 HandyDART Vehicle Purchases for Fleet Expansion	Public Transit	\$ 1,230,778	N
TransLink	2021 Conventional 60-ft Hybrid Bus, 40-ft Hybrid Bus, and 40-ft Battery Electric Bus Purchases for Fleet Expansion	Public Transit	\$ 18,585	N
TransLink	2021 HandyDART Vehicle Purchases for Fleet Replacement	Public Transit	\$ 4,307,403	N
TransLink	2021 Community Shuttle Vehicle Purchases for Fleet Replacement	Public Transit	\$ 5,361,829	Y
TransLink	Mark 1 SkyTrain Cars Refurbishment	Public Transit	\$ 2,055,528	N
TransLink	BCRTC Escalator Replacement	Public Transit	\$ 235,268	N
TransLink	Port Coquitlam Transit Centre Infrastructure to Support Battery Electric Buses	Public Transit	\$ 762,894	N
TransLink	2023 HandyDART Replacement	Public Transit	\$ 5,307	N
TransLink	2022 HandyDART Vehicle Replacement	Public Transit	\$ 1,390,834	N
TransLink	2021 CMBC Service Support Vehicle Replacement	Public Transit	\$ 867,909	N
Spallumcheen	Industrial Drive Improvements	Local Roads, Bridges, and Active Transportation	\$ 16,598	N
Spallumcheen	Industrial Farming Hub - Long-term Viability Plan	Capacity Building - Long-Term Infrastructure Planning	\$ 75,475	N
Sparwood	Elk River Pedestrian Crossing Lighting Installation	Local Roads, Bridges, and Active Transportation	\$ 130,725	N
Sparwood	Red Cedar Drive - Road Rehabilitation and Slope Stabilization	Local Roads, Bridges, and Active Transportation	\$ 93,696	N
Squamish-Lillooet	Pinecrest Sewer System - Grinder Pump Replacements	Wastewater	\$ 116,605	N
Squamish-Lillooet	Asset Management Program Development	Capacity Building - Asset Management	\$ 830	Y
Squamish-Lillooet	Britannia Beach Water Treatment Plant Upgrades	Drinking Water	\$ 42,099	N
Squamish-Lillooet	Britannia Beach Playground Replacement	Recreational Infrastructure	\$ 699	N
Squamish-Lillooet	Broadband Connectivity in the Bridge River Valley	Broadband Connectivity	\$ 50,000	Y
Squamish-Lillooet	Gold Bridge Water Assets Replacement	Drinking Water	\$ 12,586	N
Squamish-Lillooet	D'Arcy/Anderson Lake Dock and Park Enhancement	Recreational Infrastructure	\$ 13,858	N
Squamish-Lillooet	Lillooet REC Centre - Energy Efficiency Upgrades	Community Energy Systems	\$ 148,762	Y
Squamish-Lillooet	Community of D'arcy - Drinking Water Upgrade - Phase 1 - Design	Drinking Water	\$ 2,700	N
Squamish-Lillooet	Squamish Public Library Renovations	Cultural Infrastructure	\$ 50,000	Y
Squamish-Lillooet	Britannia Beach Sewer Computer Software Upgrade	Wastewater	\$ 17,750	N
Squamish-Lillooet	Britannia Beach Water Alarm Upgrade	Drinking Water	\$ 21,437	N
Squamish-Lillooet	Britannia Beach Firehall Training House Development	Fire Halls and Fire Stations	\$ 11,993	N
Squamish-Lillooet	Furry Creek Water System Upgrade	Drinking Water	\$ 11,035	N
Squamish-Lillooet	Furry Creek Sewer System Upgrade	Wastewater	\$ 16,000	Y
Squamish	Corridor Trail Improvements and Expansion	Recreational Infrastructure	\$ 353,150	Y
Squamish	Transportation System - Improvements	Local Roads, Bridges, and Active Transportation	\$ 33,923	Y
Squamish	Sea-to-Sky Corridor - Electrical Vehicle Network Expansion	Community Energy Systems	\$ 11,832	N
Squamish	Active Transportation Installations and Upgrades	Local Roads, Bridges, and Active Transportation	\$ 669,249	Y
Squamish	Brennan Park Arena - Dehumidifier Replacement	Community Energy Systems	\$ 213,233	Y
Squamish	Brennan Park Recreation Centre Revitalization	Recreational Infrastructure	\$ 21,211	N
Squamish	Perth Drive - Sidewalk Upgrades	Local Roads, Bridges, and Active Transportation	\$ 52,615	N

2022 Canada Community-Building Fund Project List  
Projects as reported by Ultimate Recipients between January 1 and December 1, 2022  
The data found with this report is subject to change.

Ultimate Recipient	Project Title	Investment Category	Funds Spent	Completed
Squamish	Transit Stop - Infrastructure Improvements	Public Transit	\$ 19,652	Y
Strathcona	Electoral Area C Integrated Community Sustainability Plan	Capacity Building - Integrated Community Sustainability Planning	\$ 53,042	N
Strathcona	Quathiaski Cove - Village Trail System Construction	Recreational Infrastructure	\$ 18,050	N
Strathcona	Kyuquot Community Hall - Design and Construction	Cultural Infrastructure	\$ 9,175	N
Strathcona	Kw'as Park - Bridge Construction	Recreational Infrastructure	\$ 69,500	Y
Strathcona	Kw'as Park - Capital Upgrades - Bridge Replacement #2	Recreational Infrastructure	\$ 15,180	N
Strathcona	Carrington Park - Bridge Replacement	Recreational Infrastructure	\$ 54,541	Y
Strathcona	Electoral Area D - Black Creek and Oyster Bay - Water Meter Replacement	Drinking Water	\$ 7,500	N
Strathcona	Electoral Area B - Broadband Connectivity Infrastructure Installation - Cortes Island	Broadband Connectivity	\$ 435,160	Y
Strathcona	Electoral Area A - Salmon Brewster Trail Infrastructure Upgrade	Recreational Infrastructure	\$ 18,178	N
Strathcona	Electoral Area A - Legion Building Renovations	Cultural Infrastructure	\$ 50,000	Y
Summerland	Summerland Integrated Solar Project - Engineering, Procurement, and Construction Phase	Community Energy Systems	\$ 2,052,409	N
Summerland	Municipal Buildings - LED Lighting Retrofit	Community Energy Systems	\$ 19,292	N
Summerland	Municipal Hall - HVAC Unit Replacement	Community Energy Systems	\$ 10,013	N
Summerland	Rotary Beach - Pier Replacement	Recreational Infrastructure	\$ 3,000	N
Summerland	Eneas Creek - Flood Mitigation Works	Disaster Mitigation	\$ 250,202	N
Summerland	Canyonview Watermain Replacement	Drinking Water	\$ 705,000	Y
Summerland	James Avenue Storm Drainage Upgrades	Wastewater	\$ 109,497	Y
Summerland	Victoria Road Upgrade - Agur Street to Dunham Avenue	Local Roads, Bridges, and Active Transportation	\$ 10,406	N
Summerland	Giant's Head Mountain Trails - Phases 3 & 4	Recreational Infrastructure	\$ 11,860	N
Summerland	Summerland Arena - Refrigeration Retrofit	Sport Infrastructure	\$ 19,256	N
Sun Peaks	Sun Peaks Road - Street Light Solar Conversion and Upgrade	Community Energy Systems	\$ 7,770	Y
Sun Peaks	Sun Peaks Centre Outdoor Hockey Scoreboard Installation	Sport Infrastructure	\$ 15,355	Y
Sun Peaks	Sun Peaks Centre Performance Stage Installation	Recreational Infrastructure	\$ 131,000	Y
Sun Peaks	Sun Peaks Centre Exterior Curtain Walls Installation	Recreational Infrastructure	\$ 7,816	N
Sunshine Coast	Coopers Green Hall - Building Replacement - Phase 1	Cultural Infrastructure	\$ 6,885	N
Sunshine Coast	McNeil Lake Dam Upgrades	Drinking Water	\$ 33,294	N
Sunshine Coast	South Pender Harbour Water Treatment Plant Upgrades	Drinking Water	\$ 7,224	N
Sunshine Coast	Jolly Rodger Wastewater Treatment Plant Headworks Replacement	Wastewater	\$ 2,351	Y
Sunshine Coast	Secret Cove Wastewater Treatment Plant Headworks Replacement	Wastewater	\$ 2,404	Y
Sunshine Coast	Woodcreek Park - Wastewater Treatment Plant Collection System Design	Wastewater	\$ 1,581	N
Sunshine Coast	Langdale Waste Water Treatment Plant - Remediation	Wastewater	\$ 532	N
Sunshine Coast	Garden Bay Pump Station - Improvements Plan	Capacity Building - Long-Term Infrastructure Planning	\$ 20,000	Y
Surrey	Newton Athletic Park South - Washroom & Changeroom Installation	Sport Infrastructure	\$ 89,000	N
Surrey	Crescent Park - Pickleball Court Installation	Sport Infrastructure	\$ 503,064	Y
Surrey	Blackie Spit Park - Public Washroom Upgrade	Recreational Infrastructure	\$ 200,000	Y
Surrey	The Glades Park - Entry Plaza and Covered Staging Area Installation	Cultural Infrastructure	\$ 46,919	N



2022 Canada Community-Building Fund Project List  
 Projects as reported by Ultimate Recipients between January 1 and December 1, 2022  
 The data found with this report is subject to change.

Ultimate Recipient	Project Title	Investment Category	Funds Spent	Completed
Taylor	District Ice Centre Dehumidifier Replacement - Part 2	Recreational Infrastructure	\$ 30,825	Y
Taylor	Kirkpatrick Park Playground Replacement	Recreational Infrastructure	\$ 91,709	Y
Telkwa	Morris Reservoir Refurbishment	Drinking Water	\$ 27,598	N
Telkwa	Bulkley River - Flood Mitigation Pathway Contingency	Disaster Mitigation	\$ 31,507	Y
Terrace	Grand Trunk Pathway Extension	Local Roads, Bridges, and Active Transportation	\$ 442,070	N
Thompson-Nicola	TNRD Regional Water Meter Program Installations	Drinking Water	\$ 514,393	Y
Thompson-Nicola	Communtiy of Pritchard Sewer System - Rapid Infiltration Basin Discharge Bed - Pre-engineering and Construction	Wastewater	\$ 18,489	N
Thompson-Nicola	Little Fort Community Hall Potable Water Supply Improvement	Drinking Water	\$ 694	Y
Thompson-Nicola	Nicola Valley Fall Fair Washroom Construction	Tourism Infrastructure	\$ 24,843	N
Thompson-Nicola	Asset Management Planning	Capacity Building - Asset Management	\$ 3,306	N
Thompson-Nicola	Westwold Community Hall - Furnace Replacement	Community Energy Systems	\$ 105	Y
Thompson-Nicola	Smith Pioneer Park Improvements - Phase 1	Recreational Infrastructure	\$ 114,388	N
Thompson-Nicola	Loon Lake Community Hall Building Upgrades	Recreational Infrastructure	\$ 88,400	N
Thompson-Nicola	Lower Nicola Community Hall - Flooring Replacement	Recreational Infrastructure	\$ 24,975	Y
Thompson-Nicola	Vavenby Community Park - Outdoor Rink Upgrades	Recreational Infrastructure	\$ 100,139	Y
Thompson-Nicola	2021 Candle Creek Mountain Bike Trail Expansion - Greasy Jungle	Recreational Infrastructure	\$ 24,105	Y
Thompson-Nicola	Blue River Trail Infrastructure - Suspension Bridge	Local Roads, Bridges, and Active Transportation	\$ 60,000	Y
Thompson-Nicola	Blue River Community Water System Chlorination	Drinking Water	\$ 129,000	Y
Thompson-Nicola	Loon Lake Community Water System Upgrades	Drinking Water	\$ 8,566	N
Thompson-Nicola	70 Mile House Volunteer Fire Hall Energy Efficiency Upgrades	Community Energy Systems	\$ 73,080	N
Thompson-Nicola	Walhachin Water System - 2022 Upgrades	Drinking Water	\$ 11,402	N
Thompson-Nicola	Spences Bridge Improvement District - Fire Hall Irrigation System Installation	Fire Halls and Fire Stations	\$ 23,958	Y
Thompson-Nicola	Lac Le Jeune Transfer Station Road Infrastructure Upgrades	Solid Waste	\$ 5,360	N
Thompson-Nicola	Savona Water Supply - 2022 Upgrades	Drinking Water	\$ 12,812	N
Thompson-Nicola	Overlander Ski Club LED Lighting - 2022 Upgrades	Recreational Infrastructure	\$ 105	N
Thompson-Nicola	Del Oro Water System - 2022 Upgrades	Drinking Water	\$ 8,506	N
Thompson-Nicola	Monte Creek Fire Hall Construction	Fire Halls and Fire Stations	\$ 4,150	N
Thompson-Nicola	Nicola Valley Rodeo Association Capital Improvements	Recreational Infrastructure	\$ 51,228	N
Thompson-Nicola	City Of Merritt - Pickleball Courts Construction	Recreational Infrastructure	\$ 130,000	Y
Thompson-Nicola	Barriere Forks Park Warming Hut Upgrades	Recreational Infrastructure	\$ 2,936	N
Thompson-Nicola	Latremouille Park Improvements	Recreational Infrastructure	\$ 150,000	Y
Thompson-Nicola	Barriere Curling Rink Condensing Unit Replacement	Sport Infrastructure	\$ 14,498	Y
Thompson-Nicola	Maple Mission Water System - 2022 Upgrades	Drinking Water	\$ 6,082	N
Thompson-Nicola	McLure Fire and Community Hall Addition and Renovations	Fire Halls and Fire Stations	\$ 62,689	N
Thompson-Nicola	Paul Lake Wastewater - Lift Station and Communication Upgrade	Wastewater	\$ 25,659	N
Thompson-Nicola	Evergreen Water System - 2022 Upgrades	Drinking Water	\$ 6,082	N
Thompson-Nicola	Lower Nicola Waterworks Improvement District - Water Meters Installation	Drinking Water	\$ 144	N
Thompson-Nicola	Black Pines Transfer Station - Road Infrastructure Upgrade	Solid Waste	\$ 93,500	Y
Trail	Butler Park Stadium Lighting and Netting Installation	Recreational Infrastructure	\$ 247,833	N

2022 Canada Community-Building Fund Project List  
Projects as reported by Ultimate Recipients between January 1 and December 1, 2022  
The data found with this report is subject to change.

Ultimate Recipient	Project Title	Investment Category	Funds Spent	Completed
Valemount	Swift Creek Restoration - Drinking Water Source Protection	Drinking Water	\$ 199,558	Y
Vancouver	Electric Vehicle Charging Stations - Supply and Installation - Vancouver	Community Energy Systems	\$ 450,000	N
Vancouver	Kitsilano Fire Hall #12 - Seismic Upgrade	Fire Halls and Fire Stations	\$ 2,000,000	N
Vancouver	Granville Bridge Structural Steel Rehabilitation - Phase 1	Local Roads, Bridges, and Active Transportation	\$ 275,000	N
Vancouver	Grandview Fire Hall #9 - Renewal and Expansion	Fire Halls and Fire Stations	\$ 68,263	N
Vancouver	Marpole Community Centre - Renewal and Expansion	Recreational Infrastructure	\$ 2,350,512	N
Vanderhoof	2nd Street and 3rd Street Watermain Replacement	Drinking Water	\$ 981,499	Y
Vernon	29th/30th Street Transportation Corridor - 39th Avenue Intersection	Local Roads, Bridges, and Active Transportation	\$ 359,112	Y
Vernon	Transit Infrastructure Improvements	Public Transit	\$ 61,621	N
Vernon	Priority Drainage Improvement	Local Roads, Bridges, and Active Transportation	\$ 15,121	N
Vernon	37th Avenue Reconstruction - 27th Street to 31st Street	Local Roads, Bridges, and Active Transportation	\$ 25,384	Y
Vernon	Electric Vehicle Charging Stations Installation	Local Roads, Bridges, and Active Transportation	\$ 94,714	N
Vernon	Pedestrian & Cycle Wayfinding Installation	Local Roads, Bridges, and Active Transportation	\$ 6,422	N
Vernon	Okanagan Lake Access Development	Recreational Infrastructure	\$ 26,368	N
Vernon	Sidewalk Ramp Installations - Various Locations	Local Roads, Bridges, and Active Transportation	\$ 6,649	N
Victoria	Storm Drain Brick Main Assessment and Rehabilitation	Wastewater	\$ 768,664	N
Victoria	Bicycle Network Construction - Victoria	Local Roads, Bridges, and Active Transportation	\$ 841,750	N
Victoria	Quality System Tools (QST) for Asset Management	Capacity Building - Asset Management	\$ 82,900	Y
Victoria	David Foster Harbour Pathway Extension	Local Roads, Bridges, and Active Transportation	\$ 923,078	N
Victoria	Fleet Electric Vehicle Replacement and Conversion Program	Community Energy Systems	\$ 195,527	N
View Royal	Community Climate Action Plan Update	Capacity Building - Long-Term Infrastructure Planning	\$ 12,091	Y
View Royal	View Royal Park Enhancement Construction	Recreational Infrastructure	\$ 24,624	N
View Royal	Pedestrian Lighting Improvements - Various Locations	Local Roads, Bridges, and Active Transportation	\$ 40,400	N
View Royal	Sustainable Infrastructure Replacement Plan - Development	Capacity Building - Long-Term Infrastructure Planning	\$ 9,100	Y
View Royal	LED Street Lighting Upgrade - Helmcken Road	Community Energy Systems	\$ 29,590	N
View Royal	Long-term Infrastructure Planning - Municipal Building Energy Audit	Capacity Building - Long-Term Infrastructure Planning	\$ 15,375	N
West Kelowna	2019 Gellatly Powers Creek Bridge Replacement	Local Roads, Bridges, and Active Transportation	\$ 4,841	Y
West Kelowna	2021 Shannon Lake, Bartley & Steven Roundabout Installation	Local Roads, Bridges, and Active Transportation	\$ 385,975	N
West Kelowna	2020 Glenrosa Sidewalk Installation - Glen Abbey Trails	Local Roads, Bridges, and Active Transportation	\$ 230,555	N
West Kelowna	City of West Kelowna - 2022 Road Rehabilitation - Various Locations	Local Roads, Bridges, and Active Transportation	\$ 582,610	Y
West Kelowna	2019 Asset Management Plan Update	Capacity Building - Asset Management	\$ 166,505	Y
West Vancouver	Glenmore Park Sports Court Improvements	Recreational Infrastructure	\$ 42,740	Y
West Vancouver	Parc Verdun Stream, Trail Improvements & Sport Courts	Sport Infrastructure	\$ 90,939	Y
West Vancouver	West Vancouver Place for Sport - Track Replacement	Sport Infrastructure	\$ 32,594	N
West Vancouver	Hugo Ray Pickleball Courts Installation	Sport Infrastructure	\$ 57,185	N
Whistler	Waste Transfer Station - Debt Financing	Solid Waste	\$ 375,491	N
Whistler	Whistler Landfill - Solid Waste Reconstruction	Solid Waste	\$ 19,633	N
Whistler	Streetscape Waste Collection System Improvements	Solid Waste	\$ 76,182	N
Whistler	Compost Facility Rehabilitation	Solid Waste	\$ 248,546	N
Williams Lake	2022 Pavement Rehabilitation Projects - Various Locations	Local Roads, Bridges, and Active Transportation	\$ 536,727	Y
Zeballos	Zeballos Community Hall - Septic Upgrade	Cultural Infrastructure	\$ 60,900	Y